



General Information

GENERAL SERVICES ADMINISTRATION

Multiple Award Schedule (MAS)
Large Category: Furniture and
Furnishings

AWARDED SPECIAL ITEM NUMBERS

339113H – Healthcare Furniture
33721 – Office Furniture

CONTRACT NUMBER

47QSMA21D08RD

CONTRACT PERIOD

Sept. 27, 2021 – Sept. 26, 2026

CONTRACTOR

Stance Healthcare Inc.
45 Goodrich Drive
Kitchener, ON
Canada N2C 0B8

Tel. (877) 395-2623
Fax. (877) 395-6270
sales@stancehealthcare.com

WEBSITES

stancehealthcare.com

BUSINESS SIZE

Other than Small Business

PRICELIST CURRENT THROUGH

Modification PS-0039
Dated 08/27/25

1a	Awarded Items	339113H and 33721
1b	Lowest Price Model	SIN 339113H SC400, \$131.29 SIN 33721 SFAC-181817 \$181.06
2	Maximum Order	SIN 339113H \$500,000.00 SIN 33721 \$500,000.00
3	Minimum Order	None
4	Geographic Coverage	48 Contiguous States and Washington, DC
5	Point of Production	Kitchener, Ontario (Canada)
6	Discount from List Prices	GSA Discount is 58.5% off 2025.3 Price List (excludes IFF)
7	Quantity Discount	None offered
8	Prompt Payment Terms	2% 10, Net 30 Days
9	Foreign Items	See GSA Advantage!
10	Time of Delivery	45 days ARO
11a	Expedited Delivery	Call factory if required
11b	Overnight and 2-day Delivery	Call factory if required
12	Urgent Requirements	Call factory if required
13	FOB Point	Kitchener, Ontario Freight prepaid and add
14	Ordering Address	Stance Healthcare, Inc. 45 Goodrich Drive Kitchener, ON Canada N2C 0B8
15	Payment Address	Same as ordering address
16	Warranty	Stance Commercial Warranty. Refer to pricelist for full details
17	Export Packing Charges	Call Factory if Required
18	Terms and Conditions of Repair Parts	Call factory if required
19	Service and Distribution Points	Call factory
20	List of Participating Dealers	Call factory for nearest dealer
21	Preventive Maintenance	Not applicable
22	Environmental Attributes	Not applicable
23	Unique Entity Identifier:	MP1MY1NVEFN7
24	Notification Regarding Registration in System for Award Management (SAM)	Stance Healthcare, Inc. is registered in the SAM database
25	Cancellation Charge	Orders may be cancelled prior to entering production at no charge, otherwise charges will apply for work in progress
26	Restocking Policy	Product will be accepted for return only with an authorized written agreement. Product approved for return must be returned properly packaged in the original factory cartons. Return transportation charges must be prepaid by the customer.

Table of Contents

Introduction

04	— Corporate Commitment Statement
05	— Design for Environment Statement
06	— General Information
08	— Freight Program
305	— Finishes

Metal Seating

09	— Accent
42	— Integrity
67	— Jensen
183	— Kite
32	— Legend
26	— Marathon
83	— Oasis
19	— Quantum
85	— Spry
52	— Vista II

Wood Seating

93	— Marna
107	— Onward
99	— Vista

Lounge Seating

147	— Attesa
138	— Carson
133	— Cassia
181	— Charleston
127	— Clover
141	— Huxley
170	— Jensen
178	— Kalarne
130	— Riviera
163	— Rosetta
115	— Valet
124	— Verity
175	— Verona

Recliners

190	— Carson
187	— Oasis
185	— Verity

Patient Seating

45	— Integrity Highback
77	— Jensen Highback
39	— Legend Rocker
62	— Vista II Highback

Bench Seating

144	— Huxley
49	— Integrity
79	— Jensen
97	— Marna
112	— Onward
91	— Porto

Stools

248	— Laboratory
244	— Physician

Occasional Tables

14	— Accent
160	— Attesa
258	— Bali
269	— Bora
291	— Capri
136	— Cassia
250	— Gem
145	— Huxley
51	— Integrity
300	— Iris
81	— Jensen
41	— Legend
31	— Marathon
114	— Onward
286	— Pavilion
25	— Quantum
282	— Resilia
106	— Vista
66	— Vista II
252	— Zurich

Dining

254	— Table, Disc Base
-----	--------------------

Overbed Tables

228	— Eclipse
230	— Olsen
239	— Split-Top
237	— Transcend
235	— Victory

Exam and Treatment Tables

241	— Treatment
-----	-------------

Casegoods

211	— Gibraltar
202	— Kindred
220	— Royale

Sleepers

198	— Carson
196	— Kindred Day Bed
200	— Strada
194	— Verity

Bed Accessories

227	— Mattress
-----	------------

Children's Furniture

15	— Accent Jr.
161	— Attesa Jr.

Stance Healthcare is a family owned business with a strong commitment to maintaining the highest possible standards in all that we do. We are always vigilant to be as fair as possible with our customers, employees and our manufacturing partners.

In subscribing to the highest possible level of customer satisfaction, we promise to:

- Build all products to the highest level of quality
- Stand behind our products, and resolve issues without delay
- Maintain consistent lead times, and honor promised delivery dates to the best of our ability
- Maintain clear and open communication with all customers, employees and manufacturing partners
- Maintain continuous product innovation and improvement
- Provide friendly and expedient customer service at all times
- Provide after-sale service and support whenever required
- Listen to the concerns and needs of our customers, employees and manufacturing partners
- Keep in tune with the changing requirements in the healthcare market

We believe that our future success will be determined by our strong personal and corporate commitment to the standards listed above.

Our efforts to reduce the environmental impact of our products begin during the design and development phase. Whenever an existing product is changed, or a new one is being developed, we will take into account the environmental impact of materials chosen; including their origin, use of our products, and end-of-life recovery options.

Employing this concept, we will give preference to renewable, recycled, recyclable and biodegradable materials and will also make design considerations to conserve raw materials, water and energy.

Each design prototype must be assessed by the Stance Healthcare Design for Environment (DfE) Program during product realization prior to the actual manufacture of the final product. This tool assesses the environmental performance of both the proposed product itself and the processes that would be used to manufacture it. At a minimum this analysis must consider the following DfE elements:

- Renewable materials
- Recycled materials
- Recyclable and biodegradable materials
- End of life management
- Water management
- Energy efficiency

DfE is an iterative process: Output generated from the analysis of each design prototype using the Stance Healthcare DfE Program must inform the next generation of the design process until the desired environmental performance of the final product is achieved.

General Information

ORDERING PROCEDURES –

Please mail, fax or e-mail all purchase orders to:

Stance Healthcare Inc.
45 Goodrich Drive
Kitchener, Ontario, Canada N2C 0B8

Phone: 877-395-2623

Fax: 877-395-6270

e-mail: sales@stancehealthcare.com

All prices shown in this price book are list prices and are subject to change without notice. Pricing will only be held as long as standard lead times unless previously registered and agreed upon.

All orders will be acknowledged via fax or email. Customer must check order acknowledgment for accuracy and notify Stance Healthcare of any discrepancies within 24 hours, otherwise acknowledgment constitutes a final agreement between Stance Healthcare Inc. and the customer.

Distribution of this price list does not in itself constitute an offer to sell. Orders may only be placed by authorized Stance Healthcare dealers only.

PAYMENT TERMS –

Payment terms are net 30 days. Pricing does not include state or provincial taxes. Payment by credit card will be considered on a per order basis. If invoice is not paid in full within 30 days, a late payment charge of 1% per month (12% per annum) will be applied on overdue invoices.

ORDER CANCELLATIONS –

After an order has been acknowledged and placed into production, cancellations cannot be accepted without the consent of Stance Healthcare Inc. In the case of an order cancellation, customer may be invoiced a cancellation fee of no less than 20% of the value of the customers Purchase Order. Additional "work in progress" fees may be invoiced as well. Cancellations must be made in writing to the factory.

RETURNS –

Product will be accepted for return only with an authorized written agreement. Product approved for return must be returned properly packaged in the original factory cartons. Return transportation charges must be prepaid by customer. In the case of returned goods customers will be invoiced a restocking fee equal to 20% of the value of the customers Purchase Order.

SHIPPING/FREIGHT –

All Stance Healthcare Inc. furniture products are carefully inspected and cartoned by trained personnel before they leave the factory. If freight appears damaged on receipt, please do not refuse the shipment. Please note that the delivering carrier will not accept responsibility for shortages or damages if these are not noted on the bill of lading. Claims for concealed damages must be made to Stance Healthcare Inc. head office within 10 days of delivery. Stance Healthcare will not be liable for concealed damages after 10 business days if cartons are not opened within that time.

STORAGE CHARGES –

Stance Healthcare Inc. reserves the right to apply a storage fee if customer does not accept shipment within 5 business days from the acknowledged ship date.

CUSTOMER'S OWN MATERIAL –

Customer supplied materials must be shipped prepaid to Stance Healthcare Inc. and must be accompanied by a NAFTA certificate of origin and a commercial invoice as required by Canada Customs. Commercial invoice must clearly indicate the description of the fabric, including the makeup or content, the selling price, and the country of origin. Please contact our customer service at 877-395-2623 should you have any questions related to Canada Customs requirements.

COM materials must be received at least two weeks prior to the acknowledged ship date in order to avoid any delays.

COM material must be clearly identified with the following information:

- Fabric name and color
- Customer name
- Purchase order number

Stance Healthcare Inc. reserves the right to refuse to use any COM materials that we feel will compromise the integrity of our products.

All COM's are cut "up the roll" unless otherwise specified by the customer. Stance Healthcare will not be responsible for incorrect application of COM materials, unless we have been provided with application instructions by the customer.

General Information

FABRIC REPEATS –

Unless otherwise stated, fabric rolls are assumed to be a minimum of 54" wide. The following chart is used to calculate the extra yardage required for fabrics with a repeat.

Repeat (inches)	Up the Roll	Across the Roll
1 – 5"	15%	10%
6 – 9"	25%	15%
10 – 13"	30%	20%
14 – 20"	35%	25%
21 – 27"	40%	30%
Over 28"	45%	40%

FABRIC GRADES –

Refer to the fabric listings on pages 8–39 to determine fabric grades for all cryptons and vinyls from Stance Healthcare's preferred partners. Stance Healthcare Inc. will also grade-in fabrics from most other suppliers, upon request.

Different fabrics may be specified on the seat and on the back. In this case, use the higher grade of the two. No additional upcharge applies.

CAL 133 –

Stance Healthcare Inc. will manufacture seating when requested or where required by law to meet or exceed the flammability requirements of California Technical Bulletin 133. To achieve CAL 133 compliance, a double upholstery method is used, incorporating a fire retardant barrier. This upgrade is available on all Stance Healthcare Inc. graded fabrics. If customer requests laboratory certification, they will be charged \$500 plus the price of the test sample. An additional 4–6 weeks will be added to the standard lead time for products requiring testing.

ESTABLISHMENT LICENSE –

The following products are considered a Class 1 Medical Device product by Health Canada. If you are selling them to a healthcare establishment located in Canada which provides medical treatment to the public you must hold an Establishment License issued by Health Canada.

- Treatment and Exam tables
- IV pole (sold as an accessory with our Recliners)

LIMITED LIFETIME WARRANTY –

Stance Healthcare Inc. is pleased to warrant products it manufactures against defects in materials and workmanship for the life of the product to the original purchaser beginning from the date of shipment of the product. This warranty shall not apply to any products that have been subjected to misuse, abuse, negligence, accidental damage, damage in transportation or improper maintenance. In addition, this warranty shall not apply to any product whose original construction has been altered by someone other than Stance Healthcare Inc.

Stance Healthcare Inc. hereby disclaims all implied warranties including the implied warranty of merchantability or fitness for any particular purpose. At its discretion, Stance Healthcare Inc. will repair or replace defective parts that meet the terms and conditions of this warranty at no charge to the original purchaser. Return freight charges incurred under warranty claims will be paid by Stance Healthcare Inc. provided that the customer received written authorization and shipping instructions from Stance Healthcare Inc. to proceed with the return.

Stance Healthcare Inc. bears no responsibility for defects of any kind in upholstery materials such as shrinkage, stretching, wrinkling, color fastness or any other defect occurring as a result of normal "wear and tear" of textiles. Upholstery materials applied to products manufactured by Stance Healthcare Inc. are subject to the specific warranties, if any, of their manufacturers.

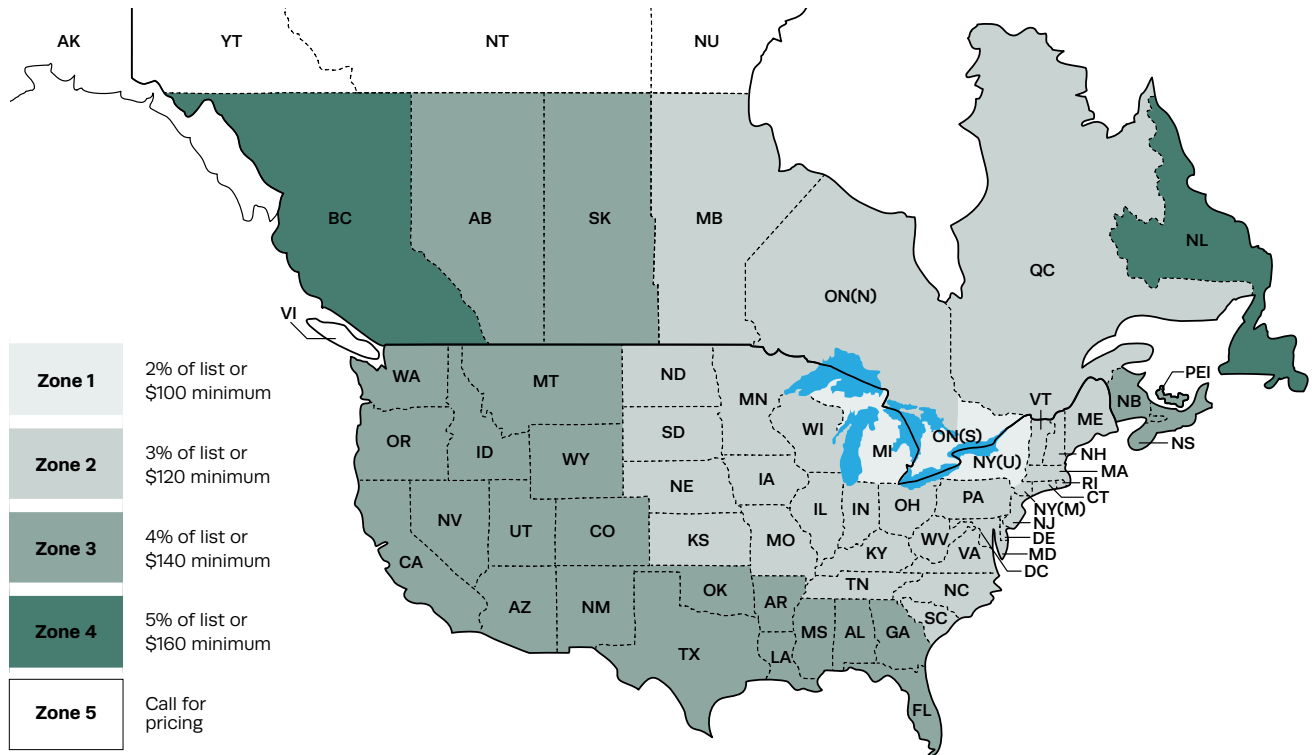
Components, including reclining mechanisms, casters, gaslifts, hardware will receive the express written warranty provided by the supplier of each item used in the Stance manufacturing process.

All seating foam is warranted for a period of three (3) years from date of purchase.

Stance Healthcare Inc. is not responsible for variations in wood finishes that are a result of natural wood color variation.

Product sold by Stance Healthcare Inc., but manufactured by another company is subject to the written warranty, if any, of that company. Stance Healthcare Inc. shall not be liable for consequential damages arising from any product defect. Stance Healthcare Inc. reserves the right to discontinue products or make alterations to construction, design, pricing and materials without prior notice. Discontinued product may be repaired or have defective components replaced with equivalent components, if available for a period of 12 years from the date of shipment.

Freight Program



Zone 1	2% of list or \$100 minimum
Zone 2	3% of list or \$120 minimum
Zone 3	4% of list or \$140 minimum
Zone 4	5% of list or \$160 minimum
Zone 5	Call for pricing

UNITED STATES –			CANADA –		
		ZONE			ZONE
AL	Alabama	3	MT	Montana	3
AK	Alaska	5	NE	Nebraska	2
AZ	Arizona	3	NV	Nevada	3
AR	Arkansas	3	NH	New Hampshire	2
CA	California	3	NJ	New Jersey	2
CO	Colorado	3	NM	New Mexico	3
CT	Connecticut	2	NY(U)	New York (Upstate)	1
DE	Delaware	2	NY(M)	New York (Metro)	2
DC	District of Columbia	2	NC	North Carolina	2
FL	Florida	3	ND	North Dakota	2
GE	Georgia	3	OH	Ohio	2
HI	Hawaii	5	OK	Oklahoma	3
ID	Idaho	3	OR	Oregon	3
IL	Illinois	2	PA	Pennsylvania	2
IN	Indiana	2	RI	Rhode Island	2
IA	Iowa	2	SC	South Carolina	2
KS	Kansas	2	SD	South Dakota	2
KY	Kentucky	2	TN	Tennessee	2
LA	Louisiana	3	TX	Texas	3
ME	Maine	2	UT	Utah	3
MD	Maryland	2	VT	Vermont	2
MA	Massachusetts	2	VA	Virginia	2
MI	Michigan	1	WA	Washington	3
MN	Minnesota	2	WV	West Virginia	2
MS	Mississippi	3	WI	Wisconsin	2
MO	Missouri	2	WY	Wyoming	3
			AB	Alberta	3
			BC	British Columbia	4
			MB	Manitoba	2
			NB	New Brunswick	3
			NL	Newfoundland and Labrador	4
			NT	Northwest Territories	5
			NS	Nova Scotia	3
			NU	Nunavut	5
			ON(N)	Ontario (Northern)	2
			ON(S)	Ontario (Southern)	1
			PEI	Prince Edward Island	3
			QC	Quebec	2
			SK	Saskatchewan	3
			VI	Vancouver Island	5
			YT	Yukon Territory	5

EXAM TABLE FREIGHT PROGRAM (NET) –				
QTY –	ZONE 1	ZONE 2	ZONE 3	ZONE 4
1-5 tables	+120 ea	+135 ea	+150 ea	+165 ea
6-10 tables	+90 ea	+98 ea	+106 ea	+115 ea
11-15 tables	+72 ea	+80 ea	+89 ea	+97 ea
15+ tables	+58 ea	+65 ea	+70 ea	+78 ea

- Some exceptions may apply
- This policy applies to single shipments to 1 x United States / Canadian location
- A surcharge may apply to shipments where delivery is requested for a specific day/time
- Blanket wrap option is available upon request. Additional charges apply, please call for pricing
- If required, Stance will provide storage, once an order is completed, for up to five (5) calendar days at no charge. Any order requiring storage beyond five (5) calendar days will be subject to a storage fee

Accent

Metal Seating Collection

When ordering this product, specification codes must be added to unit Model Number, as shown below.

NOTE: Upholstery and/or additional options must be specified separately.



Accent

MODEL NUMBER –

METAL FRAME FINISH –

ARM COLOR –

WOOD BACK FINISH (IF APPLICABLE) –

WOOD BACK DESIGN (IF APPLICABLE) –

SA510 –SS –PG –MA –B

GM Gunmetal	PB Black	AR Aria	B Oval 
MB Metallic Beige	PG Grey	CL Candlelight	
SB Smooth Black	PT Taupe	CN Chestnut	
SS Smooth Silver		CH Chocolate	
TB Textured Black		DV Dolce Vita	
TN Textured Nickel		GR Grenada	
		HM Hard Rock Maple	
		HA Havana	
		PA Palomino	
		PE Pebble	
		SA Sand	
		WC White Chocolate	

Accent

Metal Seating Collection

Different fabrics may be specified on the seat and on the back. In this case, use the higher grade of the two. No additional upcharge applies. All prices are in US dollars (USD).

SA500 / SA500-WB

DESCRIPTION –

Stacking chair, armless

18" seat width

Stacks 6 high



DIMENSIONS –

Width 20

Depth 21

Height 32.5

Seat Height 18

COM Yard Back 0.5

COM Yard Seat 0.5

Ship Weight 16

OPTIONS –

Moisture barrier, *per seat* +24.25

Wall saver rear leg +12.13

Sled base frame +18.82

Ganging clip (black or grey) +7.53



GANGING CLIP

MODEL NO.	COM/1	2	3	4	5	6	7	8
SA500	212.84	232.07	252.55	270.54	295.20	319.46	344.13	369.22
SA500-WB	236.66	253.39	271.38	288.94	307.34	322.80	336.60	350.40

WB = WOOD BACK (NOT SHOWN)

SA510 / SA510-WB

DESCRIPTION –

Stacking chair, arms

18" seat width

Stacks 6 high



DIMENSIONS –

Width 23.5

Depth 21

Height 32.5

Seat Height 18

Arm Height 26.5

COM Yard Back 0.5

COM Yard Seat 0.5

Ship Weight 18

OPTIONS –

Moisture barrier, *per seat* +24.25

Wall saver rear leg +12.13

Sled base frame +18.82

Ganging clip (black or grey) +7.53



GANGING CLIP

MODEL NO.	COM/1	2	3	4	5	6	7	8
SA510	212.84	232.07	252.55	270.54	295.20	319.46	344.13	369.22
SA510-WB	236.66	253.39	271.38	288.94	307.34	325.73	343.71	362.11

WB = WOOD BACK (NOT SHOWN)

Accent

Accent

Metal Seating Collection

Different fabrics may be specified on the seat and on the back. In this case, use the higher grade of the two. No additional upcharge applies. All prices are in US dollars (USD).

SA550 / SA550-WB

DESCRIPTION –

Stacking Chair, armless
22" seat width
Stacks 6 high



DIMENSIONS –

Width 23.5
Depth 21
Height 32.5
Seat Height 18
COM Yard Back 0.75
COM Yard Seat 0.75
Ship Weight 22

OPTIONS –

Moisture barrier, *per seat* +24.25
Wall saver rear leg +12.13
Sled base frame +18.82
Ganging clip (black or grey) +7.53



GANGING CLIP

MODEL NO.	COM/1	2	3	4	5	6	7	8
SA550	271.38	306.50	341.20	376.75	413.95	450.75	487.97	525.60
SA550-WB	282.25	305.24	328.24	351.66	375.07	399.32	423.58	447.83

WB = WOOD BACK (NOT SHOWN)

SA560 / SA560-WB

DESCRIPTION –

Stacking Chair, arms
22" seat width
Stacks 6 high



DIMENSIONS –

Width 27
Depth 21
Height 32.5
Seat Height 18
Arm Height 26.5
COM Yard Back 0.75
COM Yard Seat 0.75
Ship Weight 24

OPTIONS –

Moisture barrier, *per seat* +24.25
Wall saver rear leg +12.13
Sled base frame +18.82
Ganging clip (black or grey) +7.53



GANGING CLIP

MODEL NO.	COM/1	2	3	4	5	6	7	9
SA560	271.38	306.50	341.20	376.75	413.95	450.75	487.97	525.60
SA560-WB	282.25	305.24	328.24	351.66	375.07	399.32	423.58	447.83

WB = WOOD BACK (NOT SHOWN)

Accent

Accent

Metal Seating Collection

Different fabrics may be specified on the seat and on the back. In this case, use the higher grade of the two. No additional upcharge applies. All prices are in US dollars (USD).

SA515 / SA515-WB

DESCRIPTION –

Stacking chair, casters

18.5" seat width

Stacks 6 high



DIMENSIONS –

Width 23.5

Depth 21

Height 32.5

Seat Height 18

Arm Height 26.5

COM Yard Back 0.5

COM Yard Seat 0.5

Ship Weight 18

OPTIONS –

Moisture barrier, *per seat* +24.25

MODEL NO.	COM/1	2	3	4	5	6	7	8
SA515	279.31	298.97	321.13	338.28	364.61	389.29	415.63	442.39
SA515-WB	303.99	321.13	337.85	355.84	372.98	391.38	410.20	429.01

WB = WOOD BACK (NOT SHOWN)

SA520 / SA520-WB

DESCRIPTION –

Stacking Chair

26" seat width

Stacks 4 high



DIMENSIONS –

Width 32

Depth 21

Height 32.5

Seat Width 26

Seat Height 18

Arm Height 26.5

COM Yard Back 1

COM Yard Seat 1

Ship Weight 28

OPTIONS –

Moisture barrier, *per seat* +24.25

Wall saver rear leg +12.13

Sled base frame +18.82

Ganging clip (black or grey) +7.53



GANGING CLIP

MODEL NO.	COM/1	2	3	4	5	6	7	8
SA520	342.04	385.11	428.17	472.49	518.08	564.48	611.31	658.15
SA520-WB	346.22	380.09	414.79	450.34	485.46	522.26	558.63	595.01

WB = WOOD BACK (NOT SHOWN)

Accent

Accent

Metal Seating Collection

Different fabrics may be specified on the seat and on the back. In this case, use the higher grade of the two. No additional upcharge applies. All prices are in US dollars (USD).

SA530 / SA530-WB

DESCRIPTION –

Hip Chair
18.5" seat width



DIMENSIONS –

Width 23.5
Depth 21
Height 36
Seat Height 24.5
Arm Height 30
COM Yard Back 0.5
COM Yard Seat 0.5
Ship Weight 22

OPTIONS –

Moisture barrier, *per seat* +24.25

MODEL NO.	COM/1	2	3	4	5	6	7	8
SA530	296.04	322.39	347.48	393.05	425.66	455.77	501.76	547.35
SA530-WB	317.37	335.77	355.42	374.24	394.31	413.54	433.61	453.26

WB = WOOD BACK (NOT SHOWN)

SA580 / SA580-WB / SA590 / SA590-WB

DESCRIPTION –

Stool, armless (SA580)
Stool, arms (SA590)



DIMENSIONS –

Width 23.5
Depth 21
Height 43.5
Seat Height 28
Arm Height 36
COM Yard Back 0.5
COM Yard Seat 0.5
Ship Weight 24

OPTIONS –

Moisture barrier, *per seat* +24.25

MODEL NO.	COM/1	2	3	4	5	6	7	8
SA580	282.66	309.84	338.69	367.55	397.23	427.34	457.86	488.38
SA580-WB	307.75	325.73	342.87	361.27	379.25	398.07	416.89	435.70
SA590	287.26	315.27	343.29	372.56	402.25	431.94	462.05	492.15
SA590-WB	312.77	330.33	347.48	365.87	383.85	402.67	421.48	440.30

WB = WOOD BACK (NOT SHOWN)

Accent

Accent

Occasional Table Collection

SFAC-181817

DESCRIPTION –

Square Table
18" x 18"



DIMENSIONS –

Width 18
Length 18
Depth 17
Cubic Feet 2
Ship Weight 15

AVAILABLE IN 9 THERMOFOIL FINISHES –

Aria, Candlelight, Chestnut, Chocolate,
Dolce Vita, Grenada, Hardrock Maple,
Havana, Palomino, Pebble, Sand,
White Chocolate

MODEL NO.

PRICE

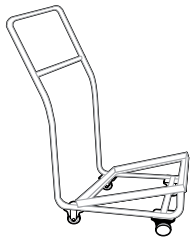
SFAC-181817 Thermoformed top	USD \$	181.06
-------------------------------------	--------	--------

Accent

SA900B / SA901B / SA902B

DESCRIPTION –

Accent Chair Dolly



MODEL NO. –

SA900B	Standard size (stacks 10 high)	USD \$	222.87
SA901B	Mid-size (stacks 6 high)	USD \$	243.36
SA902B	Bariatric size (stacks 6 high)	USD \$	265.93

Accent Jr.

Children's Furniture Collection

When ordering this product, specification codes must be added to unit Model Number, as shown below.

NOTE: Upholstery and/or additional options must be specified separately.



WOOD BACK FINISH
(IF APPLICABLE) -

METAL
FRAME FINISH -

MODEL
NUMBER -

METAL FRAME
FINISH -

WOOD BACK FINISH
(IF APPLICABLE) -

ACC114A-WB-SS -MA

GM Gunmetal	AR Aria
MB Metallic Beige	CL Candlelight
SB Smooth Black	CN Chestnut
SS Smooth Silver	CH Chocolate
TB Textured Black	DV Dolce Vita
TN Textured Nickel	GR Grenada
	HM Hard Rock Maple
	HA Havana
	PA Palomino
	PE Pebble
	SA Sand
	WC White Chocolate

Accent Jr.

Accent Jr.

Children's Furniture Collection

Different fabrics may be specified on the seat and on the back. In this case, use the higher grade of the two. No additional upcharge applies. All prices are in US dollars (USD).

ACC114A

DESCRIPTION –

Chair, upholstered back
 14" seat width
 Stacks 6 high



DIMENSIONS –

Width 15.5
 Depth 16
 Height 24
 Seat Width 14
 Seat Depth 13.5
 Seat Height 14.75
 COM Yard Back 0.5
 COM Yard Seat 0.5
 Cubic Feet 10.5
 Ship Weight 18

OPTIONS –

Moisture barrier, *per seat* +20.07
 Ganging clip (black or grey) +7.53



GANGING CLIP

MODEL NO.	COM/1	2	3	4	5	6	7	8
ACC114A	196.52	214.09	232.07	249.63	268.03	285.59	303.57	321.96

ACC114A-WB

DESCRIPTION –

Chair, wood back
 14" seat width
 Stacks 4 high



DIMENSIONS –

Width 15.5
 Depth 16
 Height 24
 Seat Width 14
 Seat Depth 13.5
 Seat Height 14.75
 COM Yard Seat 0.5
 Cubic Feet 3.3
 Ship Weight 10.5

OPTIONS –

Moisture barrier, *per seat* +20.07
 Ganging clip (black or grey) +7.53



GANGING CLIP

MODEL NO.	COM/1	2	3	4	5	6	7	8
ACC114A-WB	198.20	206.98	214.92	223.28	231.23	240.01	249.63	258.41

Accent Jr.

Accent Jr.

Children's Furniture Collection

ACTF-204022-OV

DESCRIPTION –

Oval Activity Table



DIMENSIONS –

Width 40
Depth 20
Height 22
Cubic Feet 10.2
Ship Weight 27.5

AVAILABLE IN 12 LAMINATED FINISHES –

Aria, Candlelight, Chestnut, Chocolate,
Dolce Vita, Grenada, Hardrock Maple,
Havana, Palomino, Pebble, Sand,
White Chocolate

MODEL NO.	PRICE
ACTF-204022-OV	USD \$ 398.07

ACTF-30D22

DESCRIPTION –

Round Activity Table
30" diameter



DIMENSIONS –

Width 30
Depth 30
Height 22
Cubic Feet 7.3
Ship Weight 20.5

AVAILABLE IN 12 LAMINATED FINISHES –

Aria, Candlelight, Chestnut, Chocolate,
Dolce Vita, Grenada, Hardrock Maple,
Havana, Palomino, Pebble, Sand,
White Chocolate

MODEL NO.	PRICE
ACTF-30D22	USD \$ 385.94

Accent Jr.

Accent Jr.

Children's Furniture Collection

ACTF-36D22

DESCRIPTION –

Round Activity Table
36" diameter



DIMENSIONS –

Width 36
Depth 36
Height 22
Cubic Feet 7.3
Ship Weight 20.5

AVAILABLE IN 12 LAMINATED FINISHES –

Aria, Candlelight, Chestnut, Chocolate,
Dolce Vita, Grenada, Hardrock Maple,
Havana, Palomino, Pebble, Sand,
White Chocolate

MODEL NO.

ACTF-36D22

PRICE

USD \$ 413.54

ACTF-204022-KD

DESCRIPTION –

Kidney Activity Table



DIMENSIONS –

Width 40
Depth 21
Height 22
Cubic Feet 10.7
Ship Weight 27.5

AVAILABLE IN 12 LAMINATED FINISHES –

Aria, Candlelight, Chestnut, Chocolate,
Dolce Vita, Grenada, Hardrock Maple,
Havana, Palomino, Pebble, Sand,
White Chocolate

MODEL NO.

ACTF-204022-KD

PRICE

USD \$ 398.07

Accent Jr.

Quantum

Metal Seating Collection

When ordering this product, specification codes must be added to unit Model Number, as shown below.

NOTE: Upholstery and/or additional options must be specified separately.



WOOD BACK FINISH
(IF APPLICABLE) –

WOOD BACK CUTOUT
DESIGN (IF APPLICABLE) –

ARM
COLOR –

METAL
FRAME FINISH –

Quantum

MODEL
NUMBER –

METAL FRAME
FINISH –

ARM
COLOR –

WOOD BACK FINISH
(IF APPLICABLE) –

WOOD BACK CUTOUT
DESIGN (IF APPLICABLE) –

QUC118F –SS –PB –HA –B

GM Gunmetal

PB Black

AR Aria

B Oval

MB Metallic Beige

PG Grey

CL Candlelight



SB Smooth Black

PT Taupe

CN Chestnut

SS Smooth Silver

CH Chocolate

N Wood Plain

TB Textured Black

DV Dolce Vita



TN Textured Nickel

GR Grenada

HM Hard Rock Maple

HA Havana

PA Palomino

PE Pebble

SA Sand

WC White Chocolate

Quantum

Metal Seating Collection

Different fabrics may be specified on the seat and on the back. In this case, use the higher grade of the two. No additional upcharge applies. All prices are in US dollars (USD).

QUC118F

DESCRIPTION –

Stacking Chair, arms

18" seat width

Stacks 6 high



DIMENSIONS –

Width 22

Depth 22

Height 34

Seat Width 18

Seat Depth 17

Seat Height 18

Arm Height 27

COM Yard Back 0.75

COM Yard Seat 0.5

Cubic Feet 10

Ship Weight 17

OPTIONS –

Moisture barrier, *per seat* +24.25

Sled base (-SLB) +18.82

Wall saver rear leg +12.13

Ganging clip +7.53

MODEL NO.	COM/1	2	3	4	5	6	7	8
QUC118F	228.30	248.80	271.38	290.61	317.37	343.29	370.06	397.23
QUC118F-WB	330.75	349.56	367.96	388.03	408.10	427.76	448.24	468.74

WB = WOOD BACK (NOT SHOWN)

QUC118A

DESCRIPTION –

Stacking Chair, armless

18" seat width

Stacks 6 high



DIMENSIONS –

Width 22

Depth 22

Height 34

Seat Width 18

Seat Depth 17

Seat Height 18

COM Yard Back 0.75

COM Yard Seat 0.5

Cubic Feet 10

Ship Weight 16

OPTIONS –

Moisture barrier, *per seat* +24.25

Sled base (-SLB) +18.82

Wall saver rear leg +12.13

Ganging clip +7.53

MODEL NO.	COM/1	2	3	4	5	6	7	8
QUC118A	228.30	248.80	271.38	290.61	317.37	343.29	370.06	397.23
QUC118A-WB	254.23	268.03	281.82	295.20	309.01	325.31	343.71	362.11

WB = WOOD BACK (NOT SHOWN)

Quantum

Quantum

Metal Seating Collection

Different fabrics may be specified on the seat and on the back. In this case, use the higher grade of the two. No additional upcharge applies. All prices are in US dollars (USD).

QUC122F

DESCRIPTION –

Stacking Chair, arms

22" seat width

Stacks 6 high



DIMENSIONS –

Width 26

Depth 22

Height 34

Seat Width 22

Seat Depth 17

Seat Height 18

Arm Height 27

COM Yard Back 1

COM Yard Seat 0.75

Cubic Feet 11

Ship Weight 25

OPTIONS –

Moisture barrier, *per seat* +24.25

Sled base (-SLB) +18.82

Wall saver rear leg +12.13

Ganging clip +7.53

MODEL NO.	COM/1	2	3	4	5	6	7	8
QUC122F	317.78	358.35	399.32	441.55	485.04	528.11	571.60	614.66
QUC122F-WB	326.57	347.05	367.55	387.62	408.10	428.17	448.66	469.15

WB = WOOD BACK (NOT SHOWN)

QUC122A

DESCRIPTION –

Stacking Chair, armless

22" seat width

Stacks 6 high



DIMENSIONS –

Width 26

Depth 22

Height 34

Seat Width 22

Seat Depth 17

Seat Height 18

COM Yard Back 1

COM Yard Seat 0.75

Cubic Feet 11

Ship Weight 23

OPTIONS –

Moisture barrier, *per seat* +24.25

Sled base (-SLB) +18.82

Wall saver rear leg +12.13

Ganging clip +7.53

MODEL NO.	COM/1	2	3	4	5	6	7	8
QUC122A	317.78	358.35	399.32	441.55	485.04	528.11	571.60	614.66
QUC122A-WB	326.57	347.05	367.55	387.62	408.10	428.17	448.66	469.15

WB = WOOD BACK (NOT SHOWN)

Quantum

Quantum

Metal Seating Collection

Different fabrics may be specified on the seat and on the back. In this case, use the higher grade of the two. No additional upcharge applies. All prices are in US dollars (USD).

QUC126F

DESCRIPTION –

Stacking Chair
26" seat width
Stacks 4 high



DIMENSIONS –

Width 30
Depth 22
Height 34
Seat Width 26
Seat Depth 17
Seat Height 18
Arm Height 27
COM Yard Back 1.25
COM Yard Seat 1
Cubic Feet 13
Ship Weight 32

OPTIONS –

Moisture barrier, *per seat* +24.25
Wall saver rear leg +12.13
Ganging clip +7.53

MODEL NO.	COM/1	2	3	4	5	6	7	8
QUC126F	367.55	413.54	459.95	507.20	557.38	606.72	656.47	706.65
QUC126F-WB	371.73	408.52	445.73	483.79	521.42	561.14	600.44	640.17

WB = WOOD BACK (NOT SHOWN)

QUC118F-CA

DESCRIPTION –

Stacking Chair, casters
18" seat width



DIMENSIONS –

Width 22
Depth 22
Height 34
Seat Width 18
Seat Depth 17
Seat Height 18
COM Yard Back 0.75
COM Yard Seat 0.5
Cubic Feet 10
Ship Weight 25

OPTIONS –

Moisture barrier, *per seat* +24.25

MODEL NO.	COM/1	2	3	4	5	6	7	8
QUC118F-CA	299.81	320.72	345.38	363.37	391.38	418.56	446.16	474.17
QUC118F-CA-WB	326.57	340.36	354.17	367.96	381.76	395.14	409.36	422.74

WB = WOOD BACK (NOT SHOWN)

Quantum

Quantum

Metal Seating Collection

Different fabrics may be specified on the seat and on the back. In this case, use the higher grade of the two. No additional upcharge applies. All prices are in US dollars (USD).

QUC118E

DESCRIPTION –

Hip Chair
18" seat width



DIMENSIONS –

Width 22
Depth 22
Height 40
Seat Width 18
Seat Depth 17
Seat Height 24
Arm Height 33
COM Yard Back 0.75
COM Yard Seat 0.5
Cubic Feet 11
Ship Weight 37

OPTIONS –

Moisture barrier, *per seat* +24.25

MODEL NO.	COM/1	2	3	4	5	6	7	8
QUC118E	317.78	346.64	373.40	422.32	452.42	489.64	538.56	587.49
QUC11E-WB	340.79	361.27	381.76	401.83	423.99	444.06	466.23	487.97

WB = WOOD BACK (NOT SHOWN)

QUC118FB

DESCRIPTION –

Stool, arms
18" seat width



DIMENSIONS –

Width 22
Depth 22
Height 44
Seat Width 18
Seat Depth 17
Seat Height 28
COM Yard Back 0.75
COM Yard Seat 0.5
Cubic Feet 12
Ship Weight 40

OPTIONS –

Moisture barrier, *per seat* +24.25

MODEL NO.	COM/1	2	3	4	5	6	7	8
QUC118FB	308.58	333.26	364.20	395.14	426.50	459.11	491.31	523.93
QUC118FB-WB	330.75	349.56	367.96	388.03	408.10	427.76	448.24	468.74

WB = WOOD BACK (NOT SHOWN)

Quantum

Quantum

Metal Seating Collection

Different fabrics may be specified on the seat and on the back. In this case, use the higher grade of the two. No additional upcharge applies. All prices are in US dollars (USD).

QUC118BA

DESCRIPTION –

Stool, armless
18" seat width



DIMENSIONS –

Width 22
Depth 22
Height 44
Seat Width 18
Seat Depth 17
Seat Height 28
COM Yard Back 0.75
COM Yard Seat 0.5
Cubic Feet 12
Ship Weight 40

OPTIONS –

Moisture barrier, *per seat* +24.25

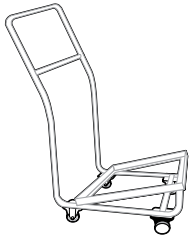
MODEL NO.	COM/1	2	3	4	5	6	7	8
QUC118BA	308.58	333.26	364.20	395.14	426.50	459.11	491.31	523.93
QUC118BA-WB	330.75	349.56	367.96	388.03	408.10	427.76	448.24	468.74

WB = WOOD BACK (NOT SHOWN)

SA900B / SA901B / SA902B

DESCRIPTION –

Quantum Chair Dolly



MODEL NO. –

SA900B	Standard size (stacks 10 high)	USD \$	222.87
SA901B	Mid-size (stacks 6 high)	USD \$	243.36
SA902B	Bariatric size (stacks 6 high)	USD \$	265.93

Quantum

Quantum

Occasional Table Collection

QUTFR2017

DESCRIPTION –

Round Table



DIMENSIONS –

Width 20

Cubic Feet 3

Depth 20

Ship Weight 14 (-SO 20)

Height 17

MODEL NO.

PRICE

QUTFR2017-TH	Thermofoil top	USD \$	211.58
QUTFR2017-SO	Corian® Solid Surface top	USD \$	548.17

QUT181817

DESCRIPTION –

Square Side Table



DIMENSIONS –

Width 18

Cubic Feet 3

Depth 18

Ship Weight 13 (-SO 20)

Height 17

MODEL NO.

PRICE

QUT181817-TH	Thermofoil top	USD \$	203.21
QUT181817-SO	Corian® Solid Surface top	USD \$	513.47

Quantum

Marathon

Metal Seating Collection

When ordering this product, specification codes must be added to unit Model Number, as shown below.

NOTE: Upholstery and/or additional options must be specified separately.



Marathon

MODEL
NUMBER -

METAL FRAME
FINISH -

ARM
COLOR -

MRC121F -SS -PB

GM Gunmetal	PB Black
MB Metallic Beige	PG Grey
SB Smooth Black	PT Taupe
SS Smooth Silver	
TB Textured Black	
TN Textured Nickel	

Marathon

Metal Seating Collection

Different fabrics may be specified on the seat and on the back. In this case, use the higher grade of the two. No additional upcharge applies. All prices are in US dollars (USD).

MRC121F

DESCRIPTION –

Guest Chair
21" seat width



DIMENSIONS –

Width 23.5
Depth 27.5
Height 35
Seat Width 21
Seat Depth 19.5
Seat Height 18.5
Arm Height 26.5
COM Yard Back 1
COM Yard Seat 0.75
Cubic Feet 13
Ship Weight 31

OPTIONS –

Moisture barrier, *per seat* +35.54
Memory gel seat topper +35.54
Ganging bracket (1 per 2 chairs) +20.91

MODEL NO.	COM/1	2	3	4	5	6	7	8
MRC121F	371.73	431.52	485.87	541.49	597.52	655.22	715.85	778.57

MRC124F

DESCRIPTION –

Guest Chair
24" seat width



DIMENSIONS –

Width 26.5
Depth 27.5
Height 35
Seat Width 24
Seat Depth 19.5
Seat Height 18.5
Arm Height 26.5
COM Yard Back 1
COM Yard Seat 0.75
Cubic Feet 15
Ship Weight 34

OPTIONS –

Moisture barrier, *per seat* +35.54
Memory gel seat topper +37.63
Ganging bracket (1 per 2 chairs) +20.91

MODEL NO.	COM/1	2	3	4	5	6	7	8
MRC124F	424.83	488.81	550.27	612.99	676.54	742.20	808.26	874.74

Marathon

Marathon

Metal Seating Collection

Different fabrics may be specified on the seat and on the back. In this case, use the higher grade of the two. No additional upcharge applies. All prices are in US dollars (USD).

MRC131F

DESCRIPTION –

Guest Chair
31" seat width



DIMENSIONS –

Width 33.5
Depth 27.5
Height 35
Seat Width 31
Seat Depth 19.5
Seat Height 18.5
Arm Height 26.5
COM Yard Back 1.75
COM Yard Seat 1.25
Cubic Feet 19
Ship Weight 41

OPTIONS –

Moisture barrier, *per seat* +35.54
Memory gel seat topper +39.72
Ganging bracket (1 per 2 chairs) +20.91

MODEL NO.	COM/1	2	3	4	5	6	7	8
MRC131F	535.21	628.46	717.94	809.10	901.92	996.00	1092.17	1190.02

MRC121E

DESCRIPTION –

Hip Chair



DIMENSIONS –

Width 23.25
Depth 30.75
Height 41.25
Seat Width 21
Seat Depth 19
Seat Height 24.5
Arm Height 33
COM Yard Back 1
COM Yard Seat 0.75
Cubic Feet 17
Ship Weight 37

OPTIONS –

Moisture barrier, *per seat* +35.54
Memory gel seat topper +35.54

MODEL NO.	COM/1	2	3	4	5	6	7	8
MRC121E	669.44	731.74	789.03	846.73	906.52	966.32	1027.78	1090.50

Marathon

Marathon

Metal Seating Collection

Different fabrics may be specified on the seat and on the back. In this case, use the higher grade of the two. No additional upcharge applies. All prices are in US dollars (USD).

MRC221F

DESCRIPTION –

Two-seat
21" seat width



DIMENSIONS –

Width 45.75
Depth 27.5
Height 35
Seat Width 21
Seat Depth 19.5
Seat Height 18.5
Arm Height 26.5
COM Yard Back 2
COM Yard Seat 1.5
Cubic Feet 25
Ship Weight 54

OPTIONS –

Moisture barrier, *per seat* +35.54
Memory gel seat topper +35.54

MODEL NO.	COM/1	2	3	4	5	6	7	8
MRC221F	718.78	833.76	943.31	1055.80	1169.94	1285.77	1404.52	1524.52

Marathon

Marathon

Metal Seating Collection

Different fabrics may be specified on the seat and on the back. In this case, use the higher grade of the two. No additional upcharge applies. All prices are in US dollars (USD).

MRC321F

DESCRIPTION –

Three-seat
21" seat width



DIMENSIONS –

Width 68
Depth 27.5
Height 35
Seat Width 21
Seat Depth 19.5
Seat Height 18.5
Arm Height 26.5
COM Yard Back 3
COM Yard Seat 2.5
Cubic Feet 38
Ship Weight 78

OPTIONS –

Moisture barrier, *per seat* +35.54
Memory gel seat topper +35.54

MODEL NO.	COM/1	2	3	4	5	6	7	8
MRC321F	1068.76	1241.03	1406.61	1574.70	1746.14	1920.50	2097.79	2278.01

Marathon

Marathon

Occasional Table Collection

MRT-181816

DESCRIPTION –

Square Table



DIMENSIONS –

Width 18

Cubic Feet 2

Depth 18

Ship Weight 24

Height 16

MODEL NO.

PRICE

MRT-181816-P	HPL with 3mm PVC edge	USD \$	403.92
---------------------	-----------------------	--------	--------

MRT-181816-S	Corian® Solid Surface	USD \$	642.26
---------------------	-----------------------	--------	--------

MRT-20D16

DESCRIPTION –

Round Table



DIMENSIONS –

Width 20

Cubic Feet 2

Depth 20

Ship Weight 24

Height 16

MODEL NO.

PRICE

MRT-20D16-P	HPL with 3mm PVC edge	USD \$	398.49
--------------------	-----------------------	--------	--------

MRT-20D16-S	Corian® Solid Surface	USD \$	634.73
--------------------	-----------------------	--------	--------

Marathon

Legend

Metal Seating Collection

When ordering this product, specification codes must be added to unit Model Number, as shown below.

NOTE: Upholstery and/or additional options must be specified separately.



Legend

MODEL NUMBER -

METAL FRAME FINISH -

ARM CAP FINISHES -

LG21-OA-SS -CL

GM Gunmetal	Wood	Polyurethane
MB Metallic Beige	AR Aria	PB Black
SB Smooth Black	CL Candlelight	PG Grey
SS Smooth Silver	CN Chestnut	PT Taupe
TB Textured Black	CH Chocolate	
TN Textured Nickel	DV Dolce Vita	
	GR Grenada	
	HM Hard Rock Maple	
	HA Havana	
	PA Palomino	
	PE Pebble	
	SA Sand	
	WC White Chocolate	

Legend

Metal Seating Collection

Different fabrics may be specified on the seat and on the back. In this case, use the higher grade of the two. No additional upcharge applies. All prices are in US dollars (USD).

LG21-OA

DESCRIPTION –

Guest Chair, open arms (--OA)
21" seat width



DIMENSIONS –

Width 24.5

Depth 25.25

Height 34.25

Seat Width 21

Seat Depth 20

Seat Height 18

Arm Height 26.5

COM Yard Back 1 / Seat 0.75

COM Yard Arms 1

Cubic Feet 13

Ship Weight 38

OPTIONS –

Moisture barrier, *per seat* +35.54

Ganging bracket (1 per 2 chairs) +20.91

Memory gel seat topper +35.54

Polyurethane arm caps +0

Wood arm caps +0

Corian® Solid Surface arm caps +332.42

MODEL NO.	COM/1	2	3	4	5	6	7	8
LG21-OA	455.77	502.19	551.53	606.30	659.41	712.09	766.45	821.64

LG24-OA

DESCRIPTION –

Guest Chair, open arms (--OA)
24" seat width



DIMENSIONS –

Width 27.5

Depth 25.25

Height 34.25

Seat Width 24

Seat Depth 20

Seat Height 18

Arm Height 26.5

COM Yard Back 1 / Seat 0.75

COM Yard Arms 1

Cubic Feet 15

Ship Weight 42

OPTIONS –

Moisture barrier, *per seat* +35.54

Ganging bracket (1 per 2 chairs) +20.91


Memory gel seat topper +37.63

Polyurethane arm caps +0

Wood arm caps +0

Corian® Solid Surface arm caps +332.42

MODEL NO.	COM/1	2	3	4	5	6	7	8
LG24-OA	526.44	597.52	667.77	740.10	815.79	885.61	963.39	1042.83



Legend

Metal Seating Collection

Different fabrics may be specified on the seat and on the back. In this case, use the higher grade of the two. No additional upcharge applies. All prices are in US dollars (USD).

LB31-OA

DESCRIPTION –

Guest Chair, open arms (-OA)
31" seat width



DIMENSIONS –

Width	34.5
Depth	25.25
Height	34.25
Seat Width	31
Seat Depth	20
Seat Height	18
Arm Height	26.5
COM Yard Back	1.75 / Seat 1.25
COM Yard Arms	1
Cubic Feet	19
Ship Weight	54

OPTIONS –

Moisture barrier, <i>per seat</i>	+35.54
Ganging bracket (1 per 2 chairs)	+20.91
Memory gel seat topper	+39.72
Polyurethane arm caps	+0
Wood arm caps	+0
Corian® Solid Surface arm caps	+332.42

MODEL NO.	COM/1	2	3	4	5	6	7	8
LB31-OA	663.16	763.10	862.20	962.97	1067.51	1175.80	1285.77	1398.25

LEC121E-OA

DESCRIPTION –

Hip Chair




DIMENSIONS –

Width	24.5
Depth	28.75
Height	40.75
Seat Width	21
Seat Depth	20
Seat Height	24.5
Arm Height	32.5
COM Yard Back	1 / Seat 0.75
COM Yard Arms	1
Cubic Feet	17
Ship Weight	45

OPTIONS –

Moisture barrier, <i>per seat</i>	+35.54
Ganging bracket (1 per 2 chairs)	+20.91
Memory gel seat topper	+35.54
Polyurethane arm caps	+0
Wood arm caps	+0
Corian® Solid Surface arm caps	+332.42

MODEL NO.	COM/1	2	3	4	5	6	7	8
LEC121E-OA	714.18	776.48	835.02	900.66	964.64	1030.29	1098.45	1167.86



Legend

Metal Seating Collection

Different fabrics may be specified on the seat and on the back. In this case, use the higher grade of the two. No additional upcharge applies. All prices are in US dollars (USD).

LEC221N-OA

DESCRIPTION –

Two-seat
21" seat width




DIMENSIONS –

Width	45.5
Depth	25.25
Height	34.25
Seat Width	21
Seat Depth	20
Seat Height	18
Arm Height	26.5
COM Yard Back 2 / Seat 1.5	
COM Yard Arm 1	
Cubic Feet	25
Ship Weight	68

OPTIONS –

Moisture barrier, <i>per seat</i>	+35.54
Ganging bracket (1 per 2 chairs)	+20.91
Memory gel seat topper, <i>per seat</i>	+35.54
Polyurethane arm caps	+0
Wood arm caps	+0
Corian® Solid Surface arm caps	+332.42

MODEL NO.	COM/1	2	3	4	5	6	7	8
LEC221N-OA	769.79	872.23	975.52	1090.50	1202.15	1317.55	1438.81	1561.74



Legend

Metal Seating Collection

Different fabrics may be specified on the seat and on the back. In this case, use the higher grade of the two. No additional upcharge applies. All prices are in US dollars (USD).

LEC221F-OA

DESCRIPTION –

Two-seat, center arm
21" seat width




DIMENSIONS –

Width 46.75
Depth 25.25
Height 34.25
Seat Width 21
Seat Depth 20
Seat Height 18
Arm Height 26.5
COM Yard Back 2 / Seat 1.5
COM Yard Arms 1
Cubic Feet 25
Ship Weight 68

OPTIONS –

Moisture barrier, *per seat* +35.54
Memory gel seat topper, *per seat* +35.54
Polyurethane arm caps +0
Wood arm caps +0
Corian® Solid Surface arm caps +499.67

MODEL NO.	COM/1	2	3	4	5	6	7	8
LEC221F-OA	827.50	932.87	1039.07	1155.73	1270.30	1388.63	1511.57	1635.75



Legend

Metal Seating Collection

Different fabrics may be specified on the seat and on the back. In this case, use the higher grade of the two. No additional upcharge applies. All prices are in US dollars (USD).

LEC321N-OA

DESCRIPTION –

Three-seat
21" seat width




DIMENSIONS –

Width 66.25
Depth 25.25
Height 34.25
Seat Width 21
Seat Depth 20
Seat Height 18
Arm Height 26.5
COM Yard Back 3 / Seat 2.5
COM Yard Arms 1.5
Cubic Feet 36
Ship Weight 98

OPTIONS –

Moisture barrier, *per seat* +35.54
Memory gel seat topper, *per seat* +35.54
Polyurethane arm caps +0
Wood arm caps +0
Corian® Solid Surface arm caps +332.42

MODEL NO.	COM/1	2	3	4	5	6	7	8
LEC321N-OA	1119.77	1272.81	1427.94	1598.95	1766.21	1939.74	2120.79	2303.52



Legend

Metal Seating Collection

Different fabrics may be specified on the seat and on the back. In this case, use the higher grade of the two. No additional upcharge applies. All prices are in US dollars (USD).

LEC321F-OA

DESCRIPTION –

Three-seat, center arms
21" seat width




DIMENSIONS –

Width	69
Depth	25.25
Height	34.25
Seat Width	21
Seat Depth	20
Seat Height	18
Arm Height	26.5
COM Yard Back 3 / Seat 2.5	
COM Yard Arms 1.5	
Cubic Feet	36
Ship Weight	98

OPTIONS –

Moisture barrier, <i>per seat</i>	+35.54
Memory gel seat topper, <i>per seat</i>	+35.54
Polyurethane arm caps	+0
Wood arm caps	+0
Corian® Solid Surface arm caps	+664.84

MODEL NO.	COM/1	2	3	4	5	6	7	8
LEC321F-OA	1228.07	1385.70	1543.76	1719.38	1890.40	2067.26	2251.24	2439.41



Legend Rocker

Patient Seating Collection

Different fabrics may be specified on the seat and on the back. In this case, use the higher grade of the two. No additional upcharge applies. All prices are in US dollars (USD).

LG21-RK-OA / LG21-RK-CA

DESCRIPTION –

Rocker, open arms (-OA)

Rocker, closed arms (-CA)

21" seat width



DIMENSIONS –

Width 24.5

Depth 25.25

Height 34.25

Seat Width 21

Seat Depth 20

Seat Height 18

Arm Height 26.5

COM Yard Back 1 / Seat 0.75

COM Yard Arms 1

Cubic Feet 13

Ship Weight 38

OPTIONS –

Moisture barrier, *per seat* +35.54

Memory gel seat topper +35.54

Polyurethane arm caps +0

Wood arm caps +0

Corian® Solid Surface arm caps +332.42

MODEL NO.	COM/1	2	3	4	5	6	7	8
LG21-RK-OA	749.30	803.66	853.83	908.19	960.04	1012.31	1069.59	1127.29
LG21-RK-CA	918.23	999.77	1077.12	1159.50	1238.94	1320.47	1407.03	1494.84

CA = CLOSED ARMS (NOT SHOWN)

LG24-RK-OA / LG24-RK-CA

DESCRIPTION –

Rocker, open arms (-OA)

Rocker, closed arms (-CA)

24" seat width



DIMENSIONS –

Width 27.5

Depth 25.25

Height 34.25

Seat Width 24

Seat Depth 20

Seat Height 18

Arm Height 26.5

COM Yard Back 1 / Seat 0.75

COM Yard Arms 1

Cubic Feet 15

Ship Weight 42

OPTIONS –

Moisture barrier, *per seat* +35.54

Memory gel seat topper +37.63


Polyurethane arm caps +0

Wood arm caps +0

Corian® Solid Surface arm caps +332.42

MODEL NO.	COM/1	2	3	4	5	6	7	8
LG24-RK-OA	815.37	881.02	942.48	1006.46	1069.18	1126.05	1192.52	1259.43
LG24-RK-CA	982.62	1062.07	1165.76	1256.50	1348.07	1434.21	1545.02	1657.91

CA = CLOSED ARMS (NOT SHOWN)



Legend

Metal Seating Collection

LTC-90R

DESCRIPTION –

Radius Corner Table

Includes two connecting brackets



DIMENSIONS –

Width 26

Depth 26

Cubic Feet 2

Ship Weight 25

AVAILABLE IN 12 LAMINATED FINISHES –

Aria, Candlelight, Chestnut, Chocolate,

Dolce Vita, Grenada, Hardrock Maple,

Havana, Palomino, Pebble, Sand,

White Chocolate

MODEL NO.

PRICE

LTC-90R-P	HPL with PVC edge	USD \$	332.00
LTC-90R-S	Corian® Solid Surface	USD \$	556.96

LTC-90S

DESCRIPTION –

Square Corner Table

Includes two connecting brackets



DIMENSIONS –

Width 26

Depth 26

Cubic Feet 2

Ship Weight 30

AVAILABLE IN 12 LAMINATED FINISHES –

Aria, Candlelight, Chestnut, Chocolate,

Dolce Vita, Grenada, Hardrock Maple,

Havana, Palomino, Pebble, Sand,

White Chocolate

MODEL NO.

PRICE

LTC-90S-P	HPL with PVC edge	USD \$	332.00
LTC-90S-S	Corian® Solid Surface	USD \$	556.96

LTC-SP

DESCRIPTION –

Square Spacer Table

Includes two connecting brackets



DIMENSIONS –

Width 18

Depth 18

Cubic Feet 1

Ship Weight 16

AVAILABLE IN 12 LAMINATED FINISHES –

Aria, Candlelight, Chestnut, Chocolate,

Dolce Vita, Grenada, Hardrock Maple,


Havana, Palomino, Pebble, Sand,

White Chocolate

MODEL NO.

PRICE

LTC-SP-P	HPL with PVC edge	USD \$	263.43
LTC-SP-S	Corian® Solid Surface	USD \$	530.20



Legend

Occasional Table Collection

LTF-1818-16

DESCRIPTION –

Square Table



DIMENSIONS –

Width 18

Depth 18

Height 16

Cubic Feet 2

Ship Weight 24

MODEL NO.

PRICE

LTF-1818-16 -P	HPL with 3mm PVC edge	USD \$	403.92
LTF-1818-16-S	Corian® Solid Surface	USD \$	642.26

LTF-20D-16

DESCRIPTION –

Round Table



DIMENSIONS –

Width 20

Depth 20

Height 16

Cubic Feet 2

Ship Weight 24

MODEL NO.

PRICE

LTF-20D-16-P	HPL with 3mm PVC edge	USD \$	398.90
LTF-20D-16-S	Corian® Solid Surface	USD \$	634.73

round table

Integrity

Metal Seating Collection

When ordering this product, specification codes must be added to unit Model Number, as shown below.

NOTE: Upholstery and/or additional options must be specified separately.



MODEL
NUMBER -

METAL FRAME
FINISH -

POLYURETHANE
ARM COLOR -

NTG110-WA-S -PB

GM Gunmetal	PB Black
MB Metallic Beige	PG Grey
SB Smooth Black	PT Taupe
SS Smooth Silver	
TB Textured Black	
TN Textured Nickel	

Integrity

Integrity

Metal Seating Collection

Different fabrics may be specified on the seat and on the back. In this case, use the higher grade of the two. No additional upcharge applies. All prices are in US dollars (USD).

NTG100-AL

DESCRIPTION –

Guest Chair, armless



DIMENSIONS –

Width	24
Depth	27
Height	35
Seat Width	21
Seat Depth	19.5
Seat Height	19
COM Yard Back	1
COM Yard Seat	0.75
Cubic Feet	14
Ship Weight	33

OPTIONS –

Moisture barrier, <i>per seat</i>	+35.54
Wallsaver rear leg	+27.18
Ganging bracket (1 per 2 chairs)	+20.91
Adjustable glides	+20.91



***Front adjustment only on wall saver models.*

ADJUSTABLE GLIDES

MODEL NO.	COM/1	2	3	4	5	6	7	8
NTG100-AL	459.11	518.91	574.52	633.06	693.27	752.64	814.95	878.51

NTG110-WA

DESCRIPTION –

Guest Chair, arms



DIMENSIONS –

Width	24
Depth	27
Height	35
Seat Width	21
Seat Depth	19.5
Seat Height	19
Arm Height	25.5
COM Yard Back	1.25
COM Yard Seat	0.75
Cubic Feet	14
Ship Weight	38

OPTIONS –

Moisture barrier, <i>per seat</i>	+35.54
Wallsaver rear leg	+27.18
Ganging bracket (1 per 2 chairs)	+20.91
Adjustable glides	+20.91



***Front adjustment only on wall saver models.*

ADJUSTABLE GLIDES

MODEL NO.	COM/1	2	3	4	5	6	7	8
NTG110-WA	497.17	557.79	614.25	674.04	735.08	798.23	862.62	928.26

Integrity

Integrity

Metal Seating Collection

Different fabrics may be specified on the seat and on the back. In this case, use the higher grade of the two. No additional upcharge applies. All prices are in US dollars (USD).

NTH130

DESCRIPTION –

Hip Chair



DIMENSIONS –

Width	24
Depth	27
Height	41
Seat Width	21
Seat Depth	21
Seat Height	24.5
Arm Height	34
COM Yard Back	1
COM Yard Seat	0.75
Cubic Feet	18
Ship Weight	42

OPTIONS –

Moisture barrier, <i>per seat</i>	+35.54
Adjustable glides	+20.91



ADJUSTABLE
GLIDES

MODEL NO.	COM/1	2	3	4	5	6	7	8
NTH130	840.04	907.36	970.50	1033.63	1100.12	1167.02	1235.60	1305.42

Integrity

Integrity Highback

Patient Seating Collection

Different fabrics may be specified on the seat and on the back. In this case, use the higher grade of the two. No additional upcharge applies. All prices are in US dollars (USD).

NTP130

DESCRIPTION –

Highback Chair



DIMENSIONS –

Width	24.5
Depth	27
Height	45.5
Seat Width	21
Seat Depth	19.5
Seat Height	19
Arm Height	25.5
COM Yard Back	1.75
COM Yard Seat	0.75
Cubic Feet	20
Ship Weight	43

OPTIONS –

Moisture barrier, <i>per seat</i>	+35.54
Wallsaver rear leg	+27.18
Ganging bracket (1 per 2 chairs)	+20.91
Title and roll casters (inc. handle)	+81.54
Adjustable glides	+20.91



***Front adjustment only on wall saver models.*

ADJUSTABLE GLIDES

MODEL NO.	COM/1	2	3	4	5	6	7	8
NTP130	629.30	720.03	806.59	897.32	990.57	1086.74	1185.00	1284.10

NTFR

DESCRIPTION –

Foot Rest



DIMENSIONS –

Width	18.5
Depth	14
Height	13
COM Yard	0.75
Cubic Feet	3
Ship Weight	12

OPTIONS –

Adjustable glides	+20.91
-------------------	--------



***Front adjustment only on wall saver models.*

ADJUSTABLE GLIDES

MODEL NO.	COM/1	2	3	4	5	6	7	8
NTFR	336.18	360.43	381.34	404.76	428.17	450.75	475.43	496.75

Integrity

Integrity

Metal Seating Collection

Different fabrics may be specified on the seat and on the back. In this case, use the higher grade of the two. No additional upcharge applies. All prices are in US dollars (USD).

NTB120-AL

DESCRIPTION –

Chair, armless



DIMENSIONS –

Width	34
Depth	27
Height	35
Seat Width	31
Seat Depth	19.5
Seat Height	19
COM Yard Back	1.75
COM Yard Seat	1.25
Cubic Feet	19
Ship Weight	42

OPTIONS –

Moisture barrier, <i>per seat</i>	+35.54
Wallsaver rear leg	+27.18
Ganging bracket (1 per 2 chairs)	+20.91
Adjustable glides	+20.91



***Front adjustment only on wall saver models.*

ADJUSTABLE GLIDES

MODEL NO.	COM/1	2	3	4	5	6	7	8
NTB120-AL	664.00	765.61	863.87	967.15	1072.94	1181.24	1291.20	1402.85

NTB120-WA

DESCRIPTION –

Chair, arms



DIMENSIONS –

Width	34.5
Depth	27
Height	35
Seat Width	31
Seat Depth	19.5
Seat Height	19
COM Yard Back	1.75
COM Yard Seat	1.25
Cubic Feet	19
Ship Weight	47

OPTIONS –

Moisture barrier, <i>per seat</i>	+35.54
Wallsaver rear leg	+27.18
Ganging bracket (1 per 2 chairs)	+20.91
Adjustable glides	+20.91



***Front adjustment only on wall saver models.*

ADJUSTABLE GLIDES

MODEL NO.	COM/1	2	3	4	5	6	7	8
NTB120-WA	702.06	804.49	903.60	1008.13	1113.91	1223.47	1336.36	1450.10

Integrity

Integrity

Metal Seating Collection

Different fabrics may be specified on the seat and on the back. In this case, use the higher grade of the two. No additional upcharge applies. All prices are in US dollars (USD).

Integrity

NT220-WCA

DESCRIPTION –

Two-seat, center arm



DIMENSIONS –

Width	47.5
Depth	27
Height	35
Seat Width	21
Seat Depth	19.5
Seat Height	19
Arm Height	25.5
COM Yard Back	2
COM Yard Seat	1.5
Cubic Feet	28
Ship Weight	73.5

OPTIONS –

Moisture barrier, <i>per seat</i>	+35.54
Custom frame finish	+24.25
Adjustable glides	+31.36



ADJUSTABLE
GLIDES

***Front adjustment
only on wall saver
models.*

MODEL NO.	COM/1	2	3	4	5	6	7	8
NT220-WCA	970.50	1090.92	1204.23	1322.57	1444.66	1572.19	1702.24	1834.37

Integrity

Metal Seating Collection

Different fabrics may be specified on the seat and on the back. In this case, use the higher grade of the two. No additional upcharge applies. All prices are in US dollars (USD).

Integrity

NT330-WCA

DESCRIPTION –

Three-seat, center arms



DIMENSIONS –

Width	69
Depth	27
Height	35
Seat Width	21
Seat Depth	19.5
Seat Height	19
Arm Height	25.5
COM Yard Back	3
COM Yard Seat	2.25
Cubic Feet	40
Ship Weight	109

OPTIONS –

Moisture barrier, <i>per seat</i>	+35.54
Wallsaver rear leg	+54.36
Adjustable glides	+31.36



***Front adjustment only on wall saver models.*

ADJUSTABLE GLIDES

MODEL NO.	COM/1	2	3	4	5	6	7	8
NT330-WCA	1442.99	1624.04	1795.06	1970.68	2153.82	2342.40	2533.90	2728.76

Integrity

Bench Seating Collection

All prices are in US dollars (USD).

Integrity

NTB-42

DESCRIPTION –

Two-seat Bench



DIMENSIONS –

Width	45
Depth	25
Seat Width	42
Seat Height	18
COM Yard	2
Cubic Feet	14
Ship Weight	42

OPTIONS –

Moisture barrier	+33.45
------------------	--------

MODEL NO.	COM/1	2	3	4	5	6	7	8
NTB-42	678.64	751.81	820.38	892.30	965.89	1041.99	1118.52	1197.54

NTB-63

DESCRIPTION –

Three-seat Bench



DIMENSIONS –

Width	66
Depth	25
Seat Width	63
Seat Height	18
COM Yard	3
Cubic Feet	20
Ship Weight	60

OPTIONS –

Moisture barrier	+33.45
------------------	--------

MODEL NO.	COM/1	2	3	4	5	6	7	8
NTB-63	935.79	1044.50	1146.53	1252.74	1361.45	1474.35	1588.92	1705.58

Integrity

Metal Seating Collection

NTC-90R

DESCRIPTION –

Radius Corner Table

Includes two connecting brackets



DIMENSIONS –

Width 26

Depth 26

Cubic Feet 2

Ship Weight 25

AVAILABLE IN 12 LAMINATED FINISHES –

Aria, Candlelight, Chestnut, Chocolate,

Dolce Vita, Grenada, Hardrock Maple,

Havana, Palomino, Pebble, Sand,

White Chocolate

MODEL NO.

PRICE

NTC-90R-P	HPL with PVC edge	USD \$	332.00
------------------	-------------------	--------	--------

NTC-90R-S	Corian® Solid Surface	USD \$	556.96
------------------	-----------------------	--------	--------

NTC-90S

DESCRIPTION –

Square Corner Table

Includes two connecting brackets



DIMENSIONS –

Width 26

Depth 26

Cubic Feet 2

Ship Weight 30

AVAILABLE IN 12 LAMINATED FINISHES –

Aria, Candlelight, Chestnut, Chocolate,

Dolce Vita, Grenada, Hardrock Maple,

Havana, Palomino, Pebble, Sand,

White Chocolate

MODEL NO.

PRICE

NTC-90S-P	HPL with PVC edge	USD \$	332.00
------------------	-------------------	--------	--------

NTC-90S-S	Corian® Solid Surface	USD \$	556.96
------------------	-----------------------	--------	--------

NTC-SP

DESCRIPTION –

Square Spacer Table

Includes two connecting brackets



DIMENSIONS –

Width 18

Depth 18

Cubic Feet 1

Ship Weight 16

AVAILABLE IN 12 LAMINATED FINISHES –

Aria, Candlelight, Chestnut, Chocolate,

Dolce Vita, Grenada, Hardrock Maple,

Havana, Palomino, Pebble, Sand,

White Chocolate

MODEL NO.

PRICE

NTC-SP-P	HPL with PVC edge	USD \$	263.43
-----------------	-------------------	--------	--------

NTC-SP-S	Corian® Solid Surface	USD \$	530.20
-----------------	-----------------------	--------	--------

Integrity

Integrity

Occasional Table Collection

NTF-1818-16

DESCRIPTION –

Square Table



DIMENSIONS –

Width 18

Depth 18

Height 16

Cubic Feet 2

Ship Weight 24

MODEL NO.

PRICE

NTF-1818-16-P	HPL with 3mm PVC edge	USD \$	403.92
NTF-1818-16-S	Corian® Solid Surface	USD \$	642.26

NTF-20D-16

DESCRIPTION –

Round Table



DIMENSIONS –

Width 20

Depth 20

Height 16

Cubic Feet 2

Ship Weight 24

MODEL NO.

PRICE

NTF-20D-16-P	HPL with 3mm PVC edge	USD \$	398.90
NTF-20D-16-S	Corian® Solid Surface	USD \$	634.73

Integrity

Vista II

Metal Seating Collection

When ordering this product, specification codes must be added to unit Model Number, as shown below.

NOTE: Upholstery and/or additional options must be specified separately.



Vista II

MODEL
NUMBER -

METAL FRAME
FINISH -

ARM CAP
FINISH -

SV200 -S -CH

GM Gunmetal	Wood	Polyurethane
MB Metallic Beige	AR Aria	PB Black
SB Smooth Black	CL Candlelight	PG Grey
SS Smooth Silver	CN Chestnut	PT Taupe
TB Textured Black	CH Chocolate	
TN Textured Nickel	DV Dolce Vita	
	GR Grenada	
	HM Hard Rock Maple	
	HA Havana	
	PA Palomino	
	PE Pebble	
	SA Sand	
	WC White Chocolate	

Vista II

Metal Seating Collection

Different fabrics may be specified on the seat and on the back. In this case, use the higher grade of the two. No additional upcharge applies. All prices are in US dollars (USD).

SV200-21

DESCRIPTION –

Guest Chair
21" seat width



DIMENSIONS –

Width 23.5

Depth 26.5

Height 35

Seat Width 21

Seat Height 18.5

Arm Height 26

COM Yard Back 1.25

COM Yard Seat 0.75

Cubic Feet 15

Ship Weight 38

OPTIONS –

Moisture barrier, *per seat* +35.54

Gangling bracket (1 per 2 chairs) +20.91

Wood arm caps +0

Polyurethane arm caps +0

Corian® Solid Surface arm caps +332.42

Flex-back +104.53



FLEX-BACK

MODEL NO.	COM/1	2	3	4	5	6	7	8
SV200-21	559.47	625.12	687.84	753.07	819.55	888.54	958.37	1029.87

SV200-24

DESCRIPTION –

Guest Chair
24" seat width



DIMENSIONS –

Width 26.5

Depth 26.5

Height 35

Seat Width 24

Seat Height 18.5

Arm Height 26

COM Yard Back 1.25

COM Yard Seat 0.75

Cubic Feet 15

Ship Weight 38

OPTIONS –

Moisture barrier, *per seat* +35.54

Gangling bracket (1 per 2 chairs) +20.91

Wood arm caps +0

Polyurethane arm caps +0


Corian® Solid Surface arm caps +332.42

Flex-back +104.53



FLEX-BACK

MODEL NO.	COM/1	2	3	4	5	6	7	8
SV200-24	622.61	688.68	750.97	814.95	880.59	949.17	1018.58	1088.41



Vista II

Metal Seating Collection

Different fabrics may be specified on the seat and on the back. In this case, use the higher grade of the two. No additional upcharge applies. All prices are in US dollars (USD).

SV210

DESCRIPTION –

Guest Chair



DIMENSIONS –

Width	33.5
Depth	26.5
Height	35
Seat Width	31
Seat Height	18.5
Arm Height	26.5
COM Yard Back	1.75
COM Yard Seat	1.25
Cubic Feet	21
Ship Weight	50

OPTIONS –

Moisture barrier, <i>per seat</i>	+35.54
Gangling bracket (1 per 2 chairs)	+20.91
Wood arm caps	+0
Polyurethane arm caps	+0
Corian® Solid Surface arm caps	+332.42

MODEL NO.	COM/1	2	3	4	5	6	7	8
SV210	744.28	842.13	936.21	1033.63	1133.15	1237.27	1342.64	1449.68

SV200-42

DESCRIPTION –

Settee




DIMENSIONS –

Width	44.5
Depth	26.5
Height	35
Seat Width	42
Seat Height	18.5
Arm Height	26.5
COM Yard Back	2.5
COM Yard Seat	1.5
Cubic Feet	25
Ship Weight	64

OPTIONS –

Moisture barrier, <i>per seat</i>	+71.08
Wood arm caps	+0
Polyurethane arm caps	+0
Corian® Solid Surface arm caps	+332.42

MODEL NO.	COM/1	2	3	4	5	6	7	8
SV200-42	932.87	1065.00	1191.69	1322.98	1458.46	1598.95	1741.54	1887.05



Vista II

Metal Seating Collection

Different fabrics may be specified on the seat and on the back. In this case, use the higher grade of the two. No additional upcharge applies. All prices are in US dollars (USD).

SV250

DESCRIPTION –

Hip Chair



DIMENSIONS –

Width 23.5

Depth 30.5

Height 41

Seat Width 21

Seat Height 24.5

Arm Height 32

COM Yard Back 1.25

COM Yard Seat 0.75

Cubic Feet 18

Ship Weight 46

OPTIONS –

Moisture barrier, *per seat* +35.54

Wood arm caps +0

Polyurethane arm caps +0

Corian® Solid Surface arm caps +332.42

MODEL NO.	COM/1	2	3	4	5	6	7	8
SV250	976.35	1053.29	1122.70	1193.78	1266.95	1342.64	1419.99	1497.35

SV220N-21

DESCRIPTION –

Two-seat

21" seat width



DIMENSIONS –

Width 44

Depth 26.5

Height 35

Seat Width 21

Seat Height 18.5

Arm Height 26.5

COM Yard Back 2.5

COM Yard Seat 1.5

Cubic Feet 28

Ship Weight 62

OPTIONS –


Moisture barrier, *per seat* +35.54

Wood arm caps +0

Polyurethane arm caps +0

Corian® Solid Surface arm caps +332.42

MODEL NO.	COM/1	2	3	4	5	6	7	8
SV200N-21	864.29	987.22	1105.97	1228.48	1354.35	1484.81	1618.19	1752.83



Vista II

Metal Seating Collection

Different fabrics may be specified on the seat and on the back. In this case, use the higher grade of the two. No additional upcharge applies. All prices are in US dollars (USD).

SV220N-24

DESCRIPTION –

Two-seat
24" seat width



DIMENSIONS –

Width 50
Depth 26.5
Height 35
Seat Width 24
Seat Height 18.5
Arm Height 26.5
COM Yard Back 2.5
COM Yard Seat 1.5
Cubic Feet 28
Ship Weight 62

OPTIONS –

Moisture barrier, *per seat* +35.54
Wood arm caps +0
Polyurethane arm caps +0
Corian® Solid Surface arm caps +332.42

MODEL NO.	COM/1	2	3	4	5	6	7	8
SV220N-24	934.54	1067.51	1193.36	1325.49	1460.97	1601.05	1744.05	1889.14

SV220H-21

DESCRIPTION –

Two-seat, half center arm
21" seat width




DIMENSIONS –

Width 45
Depth 26.5
Height 35
Seat Width 21
Seat Height 18.5
Arm Height 26.5
COM Yard Back 2.5
COM Yard Seat 1.5
Cubic Feet 28
Ship Weight 65

OPTIONS –

Moisture barrier, *per seat* +35.54
Wood arm caps +0
Polyurethane arm caps +0
Corian® Solid Surface arm caps +498.84

MODEL NO.	COM/1	2	3	4	5	6	7	8
SV220H-21	969.24	1095.52	1216.36	1340.54	1468.92	1601.46	1737.36	1874.09



Vista II

Metal Seating Collection

Different fabrics may be specified on the seat and on the back. In this case, use the higher grade of the two. No additional upcharge applies. All prices are in US dollars (USD).

SV220H-24

DESCRIPTION –

Two-seat, half center arm
24" seat width



DIMENSIONS –

Width	51
Depth	26.5
Height	35
Seat Width	24
Seat Height	18.5
Arm Height	26.5
COM Yard Back	2.5
COM Yard Seat	1.5
Cubic Feet	28
Ship Weight	65

OPTIONS –

Moisture barrier, <i>per seat</i>	+35.54
Wood arm caps	+0
Polyurethane arm caps	+0
Corian® Solid Surface arm caps	+498.84

MODEL NO.	COM/1	2	3	4	5	6	7	8
SV220H-24	1039.91	1168.70	1289.95	1415.81	1545.85	1680.07	1816.81	1955.63

SV220F-21

DESCRIPTION –

Two-seat, full center arm
21" seat width




DIMENSIONS –

Width	45
Depth	26.5
Height	35
Seat Width	21
Seat Height	18.5
Arm Height	26.5
COM Yard Back	2.5
COM Yard Seat	1.5
Cubic Feet	28
Ship Weight	68

OPTIONS –

Moisture barrier, <i>per seat</i>	+35.54
Wood arm caps	+0
Polyurethane arm caps	+0
Corian® Solid Surface arm caps	+498.84

MODEL NO.	COM/1	2	3	4	5	6	7	8
SV220F-21	1026.53	1154.06	1275.74	1401.59	1531.21	1664.18	1798.41	1934.72



Vista II

Metal Seating Collection

Different fabrics may be specified on the seat and on the back. In this case, use the higher grade of the two. No additional upcharge applies. All prices are in US dollars (USD).

SV220F-24

DESCRIPTION –

Two-seat, full center arm
24" seat width



DIMENSIONS –

Width	51
Depth	26.5
Height	35
Seat Width	24
Seat Height	18.5
Arm Height	26.5
COM Yard Back	2.5
COM Yard Seat	1.5
Cubic Feet	28
Ship Weight	68

OPTIONS –

Moisture barrier, <i>per seat</i>	+35.54
Wood arm caps	+0
Polyurethane arm caps	+0
Corian® Solid Surface arm caps	+498.84

MODEL NO.	COM/1	2	3	4	5	6	7	8
SV220F-24	1096.78	1236.01	1368.56	1504.88	1645.78	1792.13	1940.99	2091.10

SV230N-21

DESCRIPTION –

Three-seat, no center arms
21" seat width




DIMENSIONS –

Width	64.5
Depth	26.5
Height	35
Seat Width	21
Seat Height	18.5
Arm Height	26
COM Yard Back	3.75
COM Yard Seat	2.25
Cubic Feet	42
Ship Weight	86

OPTIONS –

Moisture barrier, <i>per seat</i>	+35.54
Wood arm caps	+0
Polyurethane arm caps	+0
Corian® Solid Surface arm caps	+332.42


MODEL NO.	COM/1	2	3	4	5	6	7	8
SV230N-21	1245.21	1443.83	1636.17	1835.62	2040.93	2255.01	2472.44	2694.06



Vista II

Metal Seating Collection

Different fabrics may be specified on the seat and on the back. In this case, use the higher grade of the two. No additional upcharge applies. All prices are in US dollars (USD).



SV230N-24

DESCRIPTION –

Three-seat, no center arms
24" seat width



DIMENSIONS –

Width	73.5
Depth	26.5
Height	35
Seat Width	24
Seat Height	18.5
Arm Height	26
COM Yard Back	3.75
COM Yard Seat	2.25
Cubic Feet	42
Ship Weight	86

OPTIONS –

Moisture barrier, <i>per seat</i>	+35.54
Wood arm caps	+0
Polyurethane arm caps	+0
Corian® Solid Surface arm caps	+332.42

MODEL NO.	COM/1	2	3	4	5	6	7	8
SV230N-24	1432.53	1637.01	1833.53	2037.16	2247.06	2464.08	2685.27	2909.39

SV230H-21

DESCRIPTION –

Three-seat, half center arms
21" seat width



DIMENSIONS –

Width	66.5
Depth	26.5
Height	35
Seat Width	21
Seat Height	18.5
Arm Height	26
COM Yard Back	3.75
COM Yard Seat	2.25
Cubic Feet	42
Ship Weight	92

OPTIONS –

Moisture barrier, <i>per seat</i>	+35.54
Wood arm caps	+0
Polyurethane arm caps	+0
Corian® Solid Surface arm caps	+664.84

MODEL NO.	COM/1	2	3	4	5	6	7	8
SV230H-21	1432.53	1637.01	1833.53	2037.16	2247.06	2464.08	2685.27	2909.39

Vista II

Metal Seating Collection

Different fabrics may be specified on the seat and on the back. In this case, use the higher grade of the two. No additional upcharge applies. All prices are in US dollars (USD).

SV230H-24

DESCRIPTION –

Three-seat, half center arms
24" seat width



DIMENSIONS –

Width 75.5
Depth 26.5
Height 35
Seat Width 24
Seat Height 18.5
Arm Height 26
COM Yard Back 3.75
COM Yard Seat 2.25
Cubic Feet 42
Ship Weight 92

OPTIONS –

Moisture barrier, *per seat* +35.54
Wood arm caps +0
Polyurethane arm caps +0
Corian® Solid Surface arm caps +664.84

MODEL NO.	COM/1	2	3	4	5	6	7	8
SV230H-24	1557.97	1766.21	1964.83	2171.39	2381.29	2602.90	2829.11	3057.83

SV230F-21

DESCRIPTION –

Three-seat, full center arms
21" seat width




DIMENSIONS –

Width 66.5
Depth 26.5
Height 35
Seat Width 21
Seat Height 18.5
Arm Height 26
COM Yard Back 3.75
COM Yard Seat 2.25
Cubic Feet 42
Ship Weight 98

OPTIONS –

Moisture barrier, *per seat* +35.54
Wood arm caps +0
Polyurethane arm caps +0
Corian® Solid Surface arm caps +664.84

MODEL NO.	COM/1	2	3	4	5	6	7	8
SV230F-21	1496.09	1702.65	1897.09	2105.32	2312.72	2534.74	2759.70	2989.26



Vista II

Metal Seating Collection

Different fabrics may be specified on the seat and on the back. In this case, use the higher grade of the two. No additional upcharge applies. All prices are in US dollars (USD).

SV230F-24

DESCRIPTION –

Three-seat, full center arms
24" seat width

DIMENSIONS –


Width 75.5
Depth 26.5
Height 35
Seat Width 24
Seat Height 18.5
Arm Height 26
COM Yard Back 3.75
COM Yard Seat 2.25
Cubic Feet 42
Ship Weight 98

OPTIONS –

Moisture barrier, *per seat* +35.54
Wood arm caps +0
Polyurethane arm caps +0
Corian® Solid Surface arm caps +664.84



MODEL NO.	COM/1	2	3	4	5	6	7	8
SV230F-24	1620.28	1829.35	2029.63	2237.86	2449.44	2671.89	2898.11	3128.08



Vista II Highback

Patient Seating Collection

Different fabrics may be specified on the seat and on the back. In this case, use the higher grade of the two. No additional upcharge applies. All prices are in US dollars (USD).

SV240-21

DESCRIPTION –

Highback
21" seat width



DIMENSIONS –

Width 23.5

Depth 26.5

Height 45.5

Seat Width 21

Seat Height 18.5

Arm Height 26

COM Yard Back 1.75

COM Yard Seat 0.75

Cubic Feet 20

Ship Weight 46

OPTIONS –

Moisture barrier, *per seat* +35.54

Tilt and Roll +94.08

Wood arm caps +0

Polyurethane arm caps +0

Corian® Solid Surface arm caps +332.42

Flex-back +104.58



FLEX-BACK

MODEL NO.	COM/1	2	3	4	5	6	7	8
SV240-21	713.76	822.06	927.01	1034.89	1146.53	1263.19	1380.69	1500.70

SV240-24

DESCRIPTION –

Highback
24" seat width



DIMENSIONS –

Width 26.3

Depth 26.5

Height 45.5

Seat Width 24

Seat Height 18.5

Arm Height 26

COM Yard Back 2

COM Yard Seat 1

Cubic Feet 21

Ship Weight 54

OPTIONS –

Moisture barrier, *per seat* +35.54

Tilt and Roll +94.08

Wood arm caps +0

Polyurethane arm caps +0


Corian® Solid Surface arm caps +332.42

Flex-back +104.58



FLEX-BACK

MODEL NO.	COM/1	2	3	4	5	6	7	8
SV240-24	783.17	890.22	993.91	1100.12	1210.92	1324.65	1440.06	1557.14



Vista II Highback

Patient Seating Collection

Different fabrics may be specified on the seat and on the back. In this case, use the higher grade of the two. No additional upcharge applies. All prices are in US dollars (USD).

SV240-31

DESCRIPTION –

Highback
31" seat width



DIMENSIONS –

Width 33.5
Depth 26.5
Height 45.5
Seat Width 31
Seat Height 18.5
Arm Height 26
COM Yard Back 2.25
COM Yard Seat 1.25
Cubic Feet 24
Ship Weight 56

OPTIONS –

Moisture barrier, *per seat* +35.54
Tilt and Roll +81.54
Wood arm caps +0
Polyurethane arm caps +0
Corian® Solid Surface arm caps +332.42

MODEL NO.	COM/1	2	3	4	5	6	7	8
SV240-31	875.58	985.96	1091.34	1199.64	1312.53	1427.52	1545.02	1664.18

SV2FR

DESCRIPTION –

Foot Rest




DIMENSIONS –

Width 18.5
Depth 14
Height 13
COM Yard 0.75
Cubic Feet 3
Ship Weight 15

OPTIONS –


MODEL NO.	COM/1	2	3	4	5	6	7	8
SV2FR	309.01	306.08	324.47	344.13	364.20	383.85	404.34	425.66



Vista II Highback

Patient Seating Collection

Different fabrics may be specified on the seat and on the back. In this case, use the higher grade of the two. No additional upcharge applies. All prices are in US dollars (USD).



V2B-42

DESCRIPTION –

Two-seat Bench
W 44.5 D 25 H 18



DIMENSIONS –

Seat Width 42
Seat Height 18
Arm Height 24
COM Yard 2
Cubic Feet 16
Ship Weight 46

OPTIONS –

Moisture barrier +33.45
Wood arm caps +0
Polyurethane arm caps +0

MODEL NO.	COM/1	2	3	4	5	6	7	8
V2B-42	733.41	808.26	878.92	950.84	1025.69	1103.47	1182.91	1262.77

V2B-63

DESCRIPTION –

Three-seat Bench
W 65.5 D 25 H 18



DIMENSIONS –

Seat Width 63
Seat Height 18
Arm Height 24
COM Yard 3
Cubic Feet 22
Ship Weight 65


OPTIONS –

Moisture barrier +50.18
Wood arm caps +0
Polyurethane arm caps +0

MODEL NO.	COM/1	2	3	4	5	6	7	8
V2B-63	990.98	1100.53	1204.23	1310.86	1422.09	1535.40	1650.80	1767.47

Vista II

Metal Seating Collection



UCT-90R

DESCRIPTION –

Radius Corner Table

Includes two connecting brackets



DIMENSIONS –

Width 28

Depth 28

Cubic Feet 2

Ship Weight 25

AVAILABLE IN 12 LAMINATED FINISHES –

Aria, Candlelight, Chestnut, Chocolate,

Dolce Vita, Grenada, Hardrock Maple,

Havana, Palomino, Pebble , Sand,

White Chocolate

MODEL NO.

PRICE

UCT-90R-P	HPL with PVC edge	USD \$	370.47
------------------	-------------------	--------	--------

UCT-90R-S	Corian® Solid Surface	USD \$	556.96
------------------	-----------------------	--------	--------

V2TC-90S

DESCRIPTION –

Square Corner Table

Includes two connecting brackets



DIMENSIONS –

Width 28

Depth 28

Cubic Feet 2

Ship Weight 30

AVAILABLE IN 12 LAMINATED FINISHES –

Aria, Candlelight, Chestnut, Chocolate,

Dolce Vita, Grenada, Hardrock Maple,

Havana, Palomino, Pebble , Sand,

White Chocolate

MODEL NO.

PRICE

V2TC-90S-P	HPL with PVC edge	USD \$	370.47
-------------------	-------------------	--------	--------

V2TC-90S-S	Corian® Solid Surface	USD \$	556.96
-------------------	-----------------------	--------	--------

UCT-SP

DESCRIPTION –

Square Spacer Table

Includes two connecting brackets



DIMENSIONS –

Width 22

Depth 22

Cubic Feet 1

Ship Weight 16

AVAILABLE IN 12 LAMINATED FINISHES –

Aria, Candlelight, Chestnut, Chocolate,

Dolce Vita, Grenada, Hardrock Maple,

Havana, Palomino, Pebble , Sand,

White Chocolate

MODEL NO.

PRICE

UCT-SP-P	HPL with PVC edge	USD \$	272.21
-----------------	-------------------	--------	--------

UCT-SP-S	Corian® Solid Surface	USD \$	530.20
-----------------	-----------------------	--------	--------

Vista II

Occasional Table Collection

V2F-222217

DESCRIPTION –

Square Table



DIMENSIONS –

Width 22

Depth 22

Height 17

Cubic Feet 2

Ship Weight 27

AVAILABLE IN 12 LAMINATED FINISHES –

Aria, Candlelight, Chestnut, Chocolate,

Dolce Vita, Grenada, Hardrock Maple,

Havana, Palomino, Pebble , Sand,


White Chocolate

MODEL NO.

PRICE

V2F-222217-P HPL with PVC edge USD \$ 403.92

V2F-222217-S Corian® Solid Surface USD \$ 642.26



Jensen

Metal Seating Collection

When ordering this product, specification codes must be added to unit Model Number, as shown below.

NOTE: Upholstery and/or additional options must be specified separately.



MODEL
NUMBER -

METAL FRAME
FINISH -

ARM CAP
FINISH -

JEC121-OA-SS -CH

GM Gunmetal	Wood	Polyurethane
MB Metallic Beige	AR Aria	PB Black
SB Smooth Black	CL Candlelight	PG Grey
SS Smooth Silver	CN Chestnut	PT Taupe
TB Textured Black	CH Chocolate	
TN Textured Nickel	DV Dolce Vita	
	GR Grenada	
	HM Hard Rock Maple	
	HA Havana	
	PA Palomino	
	PE Pebble	
	SA Sand	
	WC White Chocolate	

Jensen

Jensen

Metal Seating Collection

Different fabrics may be specified on the seat and back. In this case, use the higher grade of the two. As a standard, closed arms will match the back fabric selection unless specified otherwise. No additional upcharge applies. All prices are in US dollars (USD).

JEC121-OA

DESCRIPTION –

Single Chair

With open arms

21" seat width



DIMENSIONS –

Width 24.25

Depth 26.5

Height 34.5

Seat Width 21

Seat Depth 18

Seat Height 18.25

Arm Height 27

COM Yard Back 1

COM Yard Seat 1

Cubic Feet 13

Ship Weight 43

OPTIONS –

Moisture barrier, *per seat* +35.54

Wood arm caps +0

Polyurethane arm caps +0

Corian® Solid Surface arm caps +290.60

MODEL NO.	COM/1	2	3	4	5	6	7	8
JEC121-OA	607.97	669.02	730.07	791.54	852.58	913.63	974.68	1035.73

JEC121-CA

DESCRIPTION –

Single Chair

With closed arms

21" seat width



DIMENSIONS –

Width 24.25

Depth 26.5

Height 34.5

Seat Width 21

Seat Depth 18

Seat Height 18.25

Arm Height 27

COM Yard Back 1

COM Yard Seat 1

COM Yard Arms 1

Cubic Feet 13

Ship Weight 51

OPTIONS –

Moisture barrier, *per seat* +35.54

Wood arm caps +0

Polyurethane arm caps +0

Corian® Solid Surface arm caps +290.60

MODEL NO.	COM/1	2	3	4	5	6	7	8
JEC121-CA	776.06	865.54	954.19	1043.25	1131.90	1220.54	1309.60	1398.25

Jensen

Jensen

Metal Seating Collection

Different fabrics may be specified on the seat and back. In this case, use the higher grade of the two. As a standard, closed arms will match the back fabric selection unless specified otherwise. No additional upcharge applies. All prices are in US dollars (USD).

JEC124-OA

DESCRIPTION –

Single Chair

With open arms

24" seat width



DIMENSIONS –

Width 27

Depth 26.5

Height 34.5

Seat Width 24

Seat Depth 18

Seat Height 18.25

Arm Height 27

COM Yard Back 1

COM Yard Seat 1

Cubic Feet 15

Ship Weight 48

OPTIONS –

Moisture barrier, *per seat* +35.54

Wood arm caps +0

Polyurethane arm caps +0

Corian® Solid Surface arm caps +290.60

MODEL NO.	COM/1	2	3	4	5	6	7	8
JEC124-OA	659.82	731.74	804.49	876.41	948.76	1020.68	1093.43	1165.35

JEC124-CA

DESCRIPTION –

Single Chair

With closed arms

24" seat width



DIMENSIONS –

Width 27

Depth 26.5

Height 34.5

Seat Width 24

Seat Depth 18

Seat Height 18.25

Arm Height 27

COM Yard Back 1

COM Yard Seat 1

COM Yard Arms 1

Cubic Feet 15

Ship Weight 56

OPTIONS –

Moisture barrier, *per seat* +35.54

Wood arm caps +0

Polyurethane arm caps +0

Corian® Solid Surface arm caps +290.60

MODEL NO.	COM/1	2	3	4	5	6	7	8
JEC124-CA	827.91	933.28	1039.07	1144.44	1249.81	1355.60	1461.39	1566.34

Jensen

Jensen

Metal Seating Collection

Different fabrics may be specified on the seat and back. In this case, use the higher grade of the two. As a standard, closed arms will match the back fabric selection unless specified otherwise. No additional upcharge applies. All prices are in US dollars (USD).

JEC131-OA

DESCRIPTION –

Guest Chair

With open arms

31" seat width



DIMENSIONS –

Width 34

Depth 26.5

Height 34.5

Seat Width 31

Seat Depth 18

Seat Height 18.25

Arm Height 27

COM Yard Back 1.5

COM Yard Seat 1

Cubic Feet 18

Ship Weight 54

OPTIONS –

Moisture barrier, *per seat* +35.54

Wood arm caps +0

Polyurethane arm caps +0

Corian® Solid Surface arm caps +290.60

MODEL NO.	COM/1	2	3	4	5	6	7	8
JEC131-OA	824.56	924.50	1024.86	1124.79	1224.30	1324.65	1424.59	1524.52

JEC131-CA

DESCRIPTION –

Guest Chair

With closed arms

31" seat width



DIMENSIONS –

Width 34

Depth 26.5

Height 34.5

Seat Width 31

Seat Depth 18

Seat Height 18.25

Arm Height 27

COM Yard Back 1.5

COM Yard Seat 1

COM Yard Arms 1

Cubic Feet 18

Ship Weight 62

OPTIONS –

Moisture barrier, *per seat* +35.54

Wood arm caps +0

Polyurethane arm caps +0

Corian® Solid Surface arm caps +290.60

MODEL NO.	COM/1	2	3	4	5	6	7	8
JEC131-CA	993.08	1115.17	1237.27	1359.78	1481.87	1603.97	1726.49	1848.58

Jensen

Jensen

Metal Seating Collection

Different fabrics may be specified on the seat and back. In this case, use the higher grade of the two. As a standard, closed arms will match the back fabric selection unless specified otherwise. No additional upcharge applies. All prices are in US dollars (USD).

JEC142-OA

DESCRIPTION –

Guest Chair
 With open arms
 42" seat width



DIMENSIONS –

Width 45
 Depth 26.5
 Height 34.5
 Seat Width 42
 Seat Depth 18
 Seat Height 18.25
 Arm Height 27
 COM Yard Back 1.5
 COM Yard Seat 1
 Cubic Feet 24
 Ship Weight 71

OPTIONS –

Moisture barrier, *per seat* +35.54
 Wood arm caps +0
 Polyurethane arm caps +0
 Corian® Solid Surface arm caps +290.60

MODEL NO.	COM/1	2	3	4	5	6	7	8
JEC142-OA	1041.58	1163.68	1285.35	1407.87	1529.96	1652.06	1774.16	1896.66

JEC142-CA

DESCRIPTION –

Guest Chair
 With closed arms
 42" seat width



DIMENSIONS –

Width 45
 Depth 26.5
 Height 34.5
 Seat Width 42
 Seat Depth 18
 Seat Height 18.25
 Arm Height 27
 COM Yard Back 1.5
 COM Yard Seat 1
 COM Yard Arms 1
 Cubic Feet 24
 Ship Weight 79

OPTIONS –

Moisture barrier, *per seat* +35.54
 Wood arm caps +0
 Polyurethane arm caps +0
 Corian® Solid Surface arm caps +290.60

MODEL NO.	COM/1	2	3	4	5	6	7	8
JEC142-CA	1209.67	1364.80	1520.34	1676.31	1831.86	1986.98	2142.53	2298.08



Jensen

Metal Seating Collection

Different fabrics may be specified on the seat and back. In this case, use the higher grade of the two. As a standard, closed arms will match the back fabric selection unless specified otherwise. No additional upcharge applies. All prices are in US dollars (USD).

JEC121E-OA

DESCRIPTION –

Hip Chair
 With open arms
 21" seat width



DIMENSIONS –

Width 24
 Depth 27.5
 Height 40.5
 Seat Width 21
 Seat Depth 18
 Seat Height 24.25
 Arm Height 33
 COM Yard Back 1
 COM Yard Seat 1
 COM Yard Arms 1
 Cubic Feet 16
 Ship Weight 50

OPTIONS –

Moisture barrier, *per seat* +35.54
 Wood arm caps +0
 Polyurethane arm caps +0
 Corian® Solid Surface arm caps +290.60

MODEL NO.	COM/1	2	3	4	5	6	7	8
JEC121E-OA	1108.06	1169.11	1230.16	1291.20	1352.25	1413.30	1474.35	1535.40

JEC121E-CA

DESCRIPTION –

Hip Chair
 With closed arms
 21" seat width



DIMENSIONS –

Width 24
 Depth 27.5
 Height 40.5
 Seat Width 21
 Seat Depth 18
 Seat Height 24.25
 Arm Height 33
 COM Yard Back 1
 COM Yard Seat 1
 COM Yard Arms
 Cubic Feet 16
 Ship Weight 58

OPTIONS –

Moisture barrier, *per seat* +35.54
 Wood arm caps +0
 Polyurethane arm caps +0
 Corian® Solid Surface arm caps +290.60

MODEL NO.	COM/1	2	3	4	5	6	7	8
JEC121E-CA	1276.15	1364.80	1454.28	1542.92	1631.57	1720.63	1809.28	1897.92

Jensen

Jensen

Metal Seating Collection

Different fabrics may be specified on the seat and back. In this case, use the higher grade of the two. As a standard, closed arms will match the back fabric selection unless specified otherwise. No additional upcharge applies. All prices are in US dollars (USD).

JEC221-OA

DESCRIPTION –

Two-seat

With open arms

21" seat width



DIMENSIONS –

Width 46.5

Depth 26.5

Height 34.5

Seat Width 21

Seat Depth 18

Seat Height 18.25

Arm Height 27

COM Yard Back 2

COM Yard Seat 2

Cubic Feet 25

Ship Weight 77

OPTIONS –

Moisture barrier, *per seat* +35.54

Wood arm caps +0

Polyurethane arm caps +0

Corian® Solid Surface arm caps +436.95

MODEL NO.	COM/1	2	3	4	5	6	7	8
JEC221-OA	1105.14	1227.65	1349.74	1471.84	1593.93	1716.03	1838.13	1960.64

JEC221-CA

DESCRIPTION –

Two-seat

With closed arms

21" seat width



DIMENSIONS –

Width 46.5

Depth 26.5

Height 34.5

Seat Width 21

Seat Depth 18

Seat Height 18.25

Arm Height 27

COM Yard Back 2

COM Yard Seat 2

COM Yard Arms 1.5

Cubic Feet 25

Ship Weight 89

OPTIONS –

Moisture barrier, *per seat* +35.54

Wood arm caps +0

Polyurethane arm caps +0

Corian® Solid Surface arm caps +436.95

MODEL NO.	COM/1	2	3	4	5	6	7	8
JEC221-CA	1358.11	1513.24	1668.79	1824.33	1980.29	2135.43	2290.97	2446.93

Jensen

Jensen

Metal Seating Collection

Different fabrics may be specified on the seat and back. In this case, use the higher grade of the two. As a standard, closed arms will match the back fabric selection unless specified otherwise. No additional upcharge applies. All prices are in US dollars (USD).

JEC224-OA

DESCRIPTION –

Two-seat
With open arms
24" seat width



DIMENSIONS –

Width 52.5
Depth 26.5
Height 34.5
Seat Width 24
Seat Depth 18
Seat Height 18.25
Arm Height 27
COM Yard Back 2
COM Yard Seat 2
Cubic Feet 28
Ship Weight 91

OPTIONS –

Moisture barrier, *per seat* +35.54
Wood arm caps +0
Polyurethane arm caps +0
Corian® Solid Surface arm caps +436.95

MODEL NO.	COM/1	2	3	4	5	6	7	8
JEC224-OA	1208.84	1347.23	1486.06	1624.88	1764.12	1902.94	2041.76	2180.16

JEC224-CA

DESCRIPTION –

Two-seat
With closed arms
24" seat width



DIMENSIONS –

Width 52.5
Depth 26.5
Height 34.5
Seat Width 24
Seat Depth 18
Seat Height 18.25
Arm Height 27
COM Yard Back 2
COM Yard Seat 2
COM Yard Arms 1.5
Cubic Feet 28
Ship Weight 103

OPTIONS –

Moisture barrier, *per seat* +35.54
Wood arm caps +0
Polyurethane arm caps +0
Corian® Solid Surface arm caps +436.95

MODEL NO.	COM/1	2	3	4	5	6	7	8
JEC224-CA	1460.97	1616.51	1772.48	1928.03	2083.15	2238.70	2394.25	2549.79



Jensen

Metal Seating Collection

Different fabrics may be specified on the seat and back. In this case, use the higher grade of the two. As a standard, closed arms will match the back fabric selection unless specified otherwise. No additional upcharge applies. All prices are in US dollars (USD).

JEC321-OA

DESCRIPTION –

Three-seat

With open arms

21" seat width



DIMENSIONS –

Width 68.5

Depth 26.5

Height 34.5

Seat Width 21

Seat Depth 18

Seat Height 18.25

Arm Height 27

COM Yard Back 3

COM Yard Seat 3

Cubic Feet 37

Ship Weight 110

OPTIONS –

Moisture barrier, *per seat* +35.54

Wood arm caps +0

Polyurethane arm caps +0

Corian® Solid Surface arm caps +581.20

MODEL NO.	COM/1	2	3	4	5	6	7	8
JEC321-OA	1601.88	1796.74	1991.16	2207.35	2379.62	2574.05	2790.64	3007.66

JEC321-CA

DESCRIPTION –

Three-seat

With closed arms

21" seat width



DIMENSIONS –

Width 68.5

Depth 26.5

Height 34.5

Seat Width 21

Seat Depth 18

Seat Height 18.25

Arm Height 27

COM Yard Back 3

COM Yard Seat 3

COM Yard Arms 2

Cubic Feet 37

Ship Weight 126

OPTIONS –


Moisture barrier, *per seat* +35.54

Wood arm caps +0

Polyurethane arm caps +0

Corian® Solid Surface arm caps +581.20

MODEL NO.	COM/1	2	3	4	5	6	7	8
JEC321-CA	1938.90	2188.52	2438.57	2689.04	2939.08	3188.71	3439.59	3689.63



Jensen

Metal Seating Collection

Different fabrics may be specified on the seat and back. In this case, use the higher grade of the two. As a standard, closed arms will match the back fabric selection unless specified otherwise. No additional upcharge applies. All prices are in US dollars (USD).

JEC324-OA

DESCRIPTION –

Three-seat

With open arms

24" seat width



DIMENSIONS –

Width 77.5

Depth 26.5

Height 34.5

Seat Width 24

Seat Depth 18

Seat Height 18.25

Arm Height 27

COM Yard Back 3

COM Yard Seat 3

Cubic Feet 41

Ship Weight 130

OPTIONS –

Moisture barrier, *per seat* +35.54

Wood arm caps +0

Polyurethane arm caps +0

Corian® Solid Surface arm caps +581.20

MODEL NO.	COM/1	2	3	4	5	6	7	8
JEC324-OA	1757.01	1965.66	2173.89	2381.70	2590.36	2798.59	3006.82	3214.63

JEC324-CA

DESCRIPTION –

Three-seat

With closed arms

24" seat widths



DIMENSIONS –

Width 77.5

Depth 26.5

Height 34.5

Seat Width 24

Seat Depth 18

Seat Height 18.25

Arm Height 27

COM Yard Back 3

COM Yard Seat 3

COM Yard Arms 2

Cubic Feet 41

Ship Weight 146

OPTIONS –

Moisture barrier, *per seat* +35.54

Wood arm caps +0

Polyurethane arm caps +0

Corian® Solid Surface arm caps +581.20

MODEL NO.	COM/1	2	3	4	5	6	7	8
JEC324-CA	2093.61	2354.53	2615.86	2877.20	3137.69	3399.03	3659.95	3921.28

Jensen

Jensen Highback

Patient Seating Collection

Different fabrics may be specified on the seat and back. In this case, use the higher grade of the two. As a standard, closed arms will match the back fabric selection unless specified otherwise. No additional upcharge applies. All prices are in US dollars (USD).

JEC121-OA-HB

DESCRIPTION –

Patient Chair

With open arms

21" seat width



DIMENSIONS –

Width 24.25

Depth 26.5

Height 45

Seat Width 21

Seat Depth 18

Seat Height 18.25

Arm Height 27

COM Yard Back 1.5

COM Yard Seat 1

Cubic Feet 17

Ship Weight 47

OPTIONS –

Moisture barrier, *per seat* +35.54

Wood arm caps +0

Polyurethane arm caps +0

Corian® Solid Surface arm caps +290.60

MODEL NO.	COM/1	2	3	4	5	6	7	8
JEC121-OA-HB	715.01	784.42	854.26	923.67	993.08	1062.49	1131.90	1201.31

JEC121-CA-HB

DESCRIPTION –

Patient Chair

With closed arms

21" seat width



DIMENSIONS –

Width 24.25

Depth 26.5

Height 45

Seat Width 21

Seat Depth 18

Seat Height 18.25

Arm Height 27

COM Yard Back 1.5

COM Yard Seat 1

COM Yard Arms 1

Cubic Feet 17

Ship Weight 55

OPTIONS –

Moisture barrier, *per seat* +35.54

Wood arm caps +0

Polyurethane arm caps +0

Corian® Solid Surface arm caps +290.60

MODEL NO.	COM/1	2	3	4	5	6	7	8
JEC121-CA-HB	886.04	974.68	1063.32	1152.38	1241.03	1330.51	1419.15	1507.80



Jensen

Patient Seating Collection

Different fabrics may be specified on the seat and back. In this case, use the higher grade of the two. As a standard, closed arms will match the back fabric selection unless specified otherwise. No additional upcharge applies. All prices are in US dollars (USD).

JEC124-OA-HB

DESCRIPTION –

Patient Chair
 With open arms
 24" seat width



DIMENSIONS –

Width 27
 Depth 26.5
 Height 45
 Seat Width 24
 Seat Depth 18
 Seat Height 18.25
 Arm Height 27
 COM Yard Back 1.75
 COM Yard Seat 1
 Cubic Feet 19
 Ship Weight 52

OPTIONS –

Moisture barrier, *per seat* +35.54
 Wood arm caps +0
 Polyurethane arm caps +0
 Corian® Solid Surface arm caps +290.60

MODEL NO.	COM/1	2	3	4	5	6	7	8
JEC124-OA-HB	758.09	846.73	935.79	1024.86	1113.50	1202.56	1291.20	1380.27

JEC124-CA-HB

DESCRIPTION –

Patient Chair
 With closed arms
 24" seat width



DIMENSIONS –

Width 27
 Depth 26.5
 Height 45
 Seat Width 24
 Seat Depth 18
 Seat Height 18.25
 Arm Height 27
 COM Yard Back 1.75
 COM Yard Seat 1
 COM Yard Arms 1
 Cubic Feet 19
 Ship Weight 60

OPTIONS –

Moisture barrier, *per seat* +35.54
 Wood arm caps +0
 Polyurethane arm caps +0
 Corian® Solid Surface arm caps +290.60

MODEL NO.	COM/1	2	3	4	5	6	7	8
JEC124-CA-HB	974.26	1068.76	1162.84	1257.34	1351.84	1446.34	1540.41	1634.91



Jensen

Bench Seating Collection

All prices are in US dollars (USD).

JEB131

DESCRIPTION –

Single Bench



DIMENSIONS –

Width	34.25
Depth	21.5
Height	21
Seat Width	31
Seat Depth	19.5
Seat Height	18.25
Arm Height	21
COM Yard Seat	1
Cubic Feet	9
Ship Weight	31

OPTIONS –

Moisture barrier, <i>per seat</i>	+35.54
Wood arm caps	+0
Polyurethane arm caps	+0
Corian® Solid Surface arm caps	+290.60

MODEL NO.	COM/1	2	3	4	5	6	7	8
JEB131	720.87	771.04	821.22	870.56	920.74	970.91	1020.68	1070.85

JEB221

DESCRIPTION –

Two-seat Bench



DIMENSIONS –

Width	45.5
Depth	21.5
Height	21
Seat Width	21
Seat Depth	19.5
Seat Height	18.25
Arm Height	21
COM Yard Seat	1.25
Cubic Feet	12
Ship Weight	39

OPTIONS –

Moisture barrier, <i>per seat</i>	+35.54
Wood arm caps	+0
Polyurethane arm caps	+0
Corian® Solid Surface arm caps	+290.60

MODEL NO.	COM/1	2	3	4	5	6	7	8
JEB221	788.60	855.09	921.99	988.90	1054.96	1121.86	1188.34	1255.24

Jensen

Jensen

Metal Seating Collection

Different fabrics may be specified on the seat and back. In this case, use the higher grade of the two. As a standard, closed arms will match the back fabric selection unless specified otherwise. No additional upcharge applies. All prices are in US dollars (USD).

JEB321

DESCRIPTION –

Three-seat Bench



DIMENSIONS –

Width	66.5
Depth	21.5
Height	21
Seat Width	21
Seat Depth	19.5
Seat Height	18.25
Arm Height	21
COM Yard Seat	1.75
Cubic Feet	18
Ship Weight	50

OPTIONS –

Moisture barrier, <i>per seat</i>	+35.54
Wood arm caps	+0
Polyurethane arm caps	+0
Corian® Solid Surface arm caps	+290.60

MODEL NO.	COM/1	2	3	4	5	6	7	8
JEB321	1082.97	1182.91	1282.84	1383.19	1482.71	1582.65	1683.00	1782.93



Jensen

Occasional Table Collection

Jensen

JETF181816

DESCRIPTION –

Freestanding Square Table



DIMENSIONS –

Width 18	Cubic Feet 3
Depth 18	Ship Weight 15
Height 16.25	

JETF181816	Thermofoil top	USD \$	464.13
JETF181816-S	Corian® Solid Surface top	USD \$	641.01

JETF182416

DESCRIPTION –

Freestanding Rectangular Table



DIMENSIONS –

Width 24	Cubic Feet 4
Depth 18	Ship Weight 18
Height 16.25	

JETF182416	Thermofoil top	USD \$	542.33
JETF182416-S	Corian® Solid Surface top	USD \$	701.63

JETF183016

DESCRIPTION –

Freestanding Rectangular Table



DIMENSIONS –

Width 30	Cubic Feet 5
Depth 18	Ship Weight 21
Height 16.25	

JETF183016	Thermofoil top	USD \$	619.68
JETF183016-S	Corian® Solid Surface top	USD \$	808.26

JETF184216

DESCRIPTION –

Freestanding Rectangular Table



DIMENSIONS –

Width 42	Cubic Feet 8
Depth 18	Ship Weight 27
Height 16.25	

JETF184216	Thermofoil top	USD \$	697.04
JETF184216-S	Corian® Solid Surface top	USD \$	1072.94

Jensen

Occasional Table Collection

Jensen

JETF242416

DESCRIPTION –

Freestanding Square Table



DIMENSIONS –

Width 24	Cubic Feet 6
Depth 24	Ship Weight 21
Height 16.25	

JETF242416	Thermofoil top	USD \$	637.24
JETF242416-S	Corian® Solid Surface top	USD \$	823.31

JETF243616

DESCRIPTION –

Freestanding Rectangular Table



DIMENSIONS –

Width 36	Cubic Feet 9
Depth 24	Ship Weight 38
Height 16.25	

JETF243616	Thermofoil top	USD \$	711.25
JETF243616-S	Corian® Solid Surface top	USD \$	1152.38

JETF244216

DESCRIPTION –

Freestanding Rectangular Table



DIMENSIONS –

Width 42	Cubic Feet 10
Depth 24	Ship Weight 42
Height 16.25	

JETF244216	Thermofoil top	USD \$	785.68
JETF244216-S	Corian® Solid Surface top	USD \$	1302.08

JETF244816

DESCRIPTION –

Freestanding Rectangular Table



DIMENSIONS –

Width 48	Cubic Feet 11
Depth 24	Ship Weight 46
Height 16.25	


JETF244816	Thermofoil top	USD \$	858.44
JETF244816-S	Corian® Solid Surface top	USD \$	1448.01

Oasis

Metal Seating Collection

When ordering this product, specification codes must be added to unit Model Number, as shown below.

NOTE: Upholstery and/or additional options must be specified separately.



ARM CAP
FINISH –

METAL
FRAME FINISH –

MODEL
NUMBER –

METAL FRAME
FINISH –

ARM CAP
FINISH –


SO6501 –SS –CL

GM Gunmetal	Wood	Polyurethane
MB Metallic Beige	AR Aria	PB Black
SB Smooth Black	CL Candlelight	PG Grey
SS Smooth Silver	CN Chestnut	PT Taupe
TB Textured Black	CH Chocolate	
TN Textured Nickel	DV Dolce Vita	
	GR Grenada	
	HM Hard Rock Maple	
	HA Havana	
	PA Palomino	
	PE Pebble	
	SA Sand	
	WC White Chocolate	

Oasis

Metal Seating Collection

Different fabrics may be specified on the seat and on the back. In this case, use the higher grade of the two. No additional upcharge applies. All prices are in US dollars (USD).



SO6501

DESCRIPTION –

Single Chair



DIMENSIONS –

Width 25.5
Depth 25.5
Height 34.5
Seat Width 21
Seat Height 18.5
Arm Height 26
COM Yard Back 1.25
COM Yard Seat 0.75
Cubic Feet 16
Ship Weight 50

OPTIONS –

Moisture barrier, <i>per seat</i>	+35.54
Wood arm caps	+0
Polyurethane arm caps	+0
Corian® Solid Surface arm caps	+332.42

MODEL NO.	COM/1	2	3	4	5	6	7	8
SO6501	704.56	773.97	838.78	904.85	973.01	1043.25	1114.75	1187.09

SO6508

DESCRIPTION –

Single Chair



DIMENSIONS –

Width 35.5
Depth 25.5
Height 34.5
Seat Width 31
Seat Height 18.5
Arm Height 26
COM Yard Back 1.75
COM Yard Seat 1.25
Cubic Feet 21
Ship Weight 78

OPTIONS –

Moisture barrier, <i>per seat</i>	+35.54
Wood arm caps	+0
Polyurethane arm caps	+0
Corian® Solid Surface arm caps	+332.42

MODEL NO.	COM/1	2	3	4	5	6	7	8
SO6508	891.47	990.15	1082.14	1178.31	1278.25	1379.85	1483.13	1588.50

Spry

Metal Seating Collection

When ordering this product, specification codes must be added to unit Model Number, as shown below.

NOTE: Upholstery and/or additional options must be specified separately.



spry

MODEL
NUMBER -

METAL FRAME
FINISH -

ARM CAP
FINISHES -


SPC121 -SS -DC

GM Gunmetal	Corian® Solid Surface	Wood
MB Metallic Beige	BI Bisque	AR Aria
SB Smooth Black	BN Bleached Nuwood	CL Candlelight
SS Smooth Silver	CA Canyon	CN Chestnut
TB Textured Black	CW Cameo White	CH Chocolate
TN Textured Nickel	DV Dove	DV Dolce Vita
WH White	GW Glacier White	GR Grenada
	LI Linen	HM Hard Rock Maple
	PG Pearl Gray	HA Havana
	PN Provence Nuwood	PA Palomino
	SG Silver Gray	PE Pebble
		SA Sand
		WC White Chocolate

Spry

Metal Seating Collection

Different fabrics may be specified on the seat and on the back. In this case, use the higher grade of the two. No additional upcharge applies. All prices are in US dollars (USD).



SPC121

DESCRIPTION –

21" Chair



DIMENSIONS –

Width	25
Depth	26.75
Height	33
Seat Width	21
Seat Depth	18.5
Seat Height	18.75
Arm Height	26.5
COM Yard	1.75
COM Yard Seat	1
COM Yard Back	0.75
Ship Weight	37
Cubic Feet	13

OPTIONS –

Moisture barrier	+35.54
Corian® Solid Surface arm caps	+0
Wood arm caps	+0
Polyurethane arm caps	N/A

MODEL NO.	COM/1	2	3	4	5	6	7	8
SPC121	636.83	692.02	747.63	802.82	858.02	913.21	968.83	1024.02

SPC131

DESCRIPTION –

31" Chair



DIMENSIONS –

Width	35
Depth	26.75
Height	33
Seat Width	31
Seat Depth	18.5
Seat Height	18.75
Arm Height	26.5
COM Yard	2.5
COM Yard Seat	1
COM Yard Back	1.5
Ship Weight	45
Cubic Feet	18

OPTIONS –


Moisture barrier	+35.54
Corian® Solid Surface arm caps	+0
Wood arm caps	+0
Polyurethane arm caps	N/A

MODEL NO.	COM/1	2	3	4	5	6	7	8
SPC131	784.42	873.90	963.81	1053.29	1141.93	1232.25	1322.57	1413.30

Spry

Metal Seating Collection

Different fabrics may be specified on the seat and on the back. In this case, use the higher grade of the two. No additional upcharge applies. All prices are in US dollars (USD).



SPC142

DESCRIPTION –

42" Chair



DIMENSIONS –

Width	46
Depth	26.75
Height	33
Seat Width	42
Seat Depth	18.5
Seat Height	18.75
Arm Height	26.5
COM Yard	2.5
COM Yard Seat	1
COM Yard Back	1.5
Ship Weight	55
Cubic Feet	24

OPTIONS –

Moisture barrier	+71.08
Corian® Solid Surface arm caps	+0
Wood arm caps	+0
Polyurethane arm caps	N/A

MODEL NO.	COM/1	2	3	4	5	6	7	8
SPC142	1003.11	1121.86	1240.61	1359.37	1478.12	1596.87	1715.62	1834.37

SPC121A

DESCRIPTION –

21" Chair, armless



DIMENSIONS –

Width	25
Depth	26.75
Height	33
Seat Width	21
Seat Depth	18.5
Seat Height	18.75
COM Yard	1.75
COM Yard Seat	1
COM Yard Back	0.75
Ship Weight	30
Cubic Feet	11

OPTIONS –


Moisture barrier	+35.54
------------------	--------

MODEL NO.	COM/1	2	3	4	5	6	7	8
SPC121A	580.37	626.37	672.36	718.78	764.78	811.18	857.18	903.17

Spry

Metal Seating Collection

Different fabrics may be specified on the seat and on the back. In this case, use the higher grade of the two. No additional upcharge applies. All prices are in US dollars (USD).



SPC131A

DESCRIPTION –

31" Chair, armless



DIMENSIONS –

- Width 35
- Depth 26.75
- Height 33
- Seat Width 31
- Seat Depth 18.5
- Seat Height 18.75
- COM Yard 2.5
- COM Yard Seat 1
- COM Yard Back 1.5
- Ship Weight 38
- Cubic Feet 16

OPTIONS –

Moisture barrier +35.54

MODEL NO.	COM/1	2	3	4	5	6	7	8
SPC131A	674.04	763.52	853.00	942.48	1031.12	1121.86	1212.18	1302.50

SPC142A

DESCRIPTION –

42" Chair, armless



DIMENSIONS –

- Width 46
- Depth 26.75
- Height 33
- Seat Width 42
- Seat Depth 18.5
- Seat Height 18.75
- COM Yard 2.5
- COM Yard Seat 1
- COM Yard Back 1.5
- Ship Weight 47
- Cubic Feet 22

OPTIONS –

Moisture barrier +71.08

MODEL NO.	COM/1	2	3	4	5	6	7	8
SPC142A	802.41	921.16	1039.91	1158.66	1277.41	1396.16	1514.91	1634.08

Spry

Metal Seating Collection

Different fabrics may be specified on the seat and on the back. In this case, use the higher grade of the two. No additional upcharge applies. All prices are in US dollars (USD).

SPT181816-S

DESCRIPTION -

Freestanding Square Table



DIMENSIONS -

Width 18

Depth 18

Height 16

Cubic Feet 3

MODEL NO.

PRICE

MODEL NO.		PRICE
SPT181816-T	Thermofoil top	USD \$ 433.19
SPT181816-S	Corian® Solid Surface (shown)	USD \$ 617.59

SPT18R16-S

DESCRIPTION -

Freestanding Round Table



DIMENSIONS -

Width 18

Depth 18

Height 16

Cubic Feet 3

MODEL NO.

PRICE

SPT361816-S

DESCRIPTION -

Freestanding Coffee Table



DIMENSIONS -

Width 36

Depth 18

Height 16

Cubic Feet 6

MODEL NO.

PRICE

K
R
I
S
P
R
Y

Spry

Metal Seating Collection

Different fabrics may be specified on the seat and on the back. In this case, use the higher grade of the two. No additional upcharge applies. All prices are in US dollars (USD).

KRYS

SPLT6-S

DESCRIPTION –

6" Linking Table Bracket



DIMENSIONS –

Width 17.25

Depth 18

OPTIONS –

Height 1.75

Cubic Feet 0.5

MODEL NO.

PRICE

SPLT6-T	Thermofoil top	USD \$	228.30
SPLT6-S	Corian® Solid Surface (shown)	USD \$	319.88

SPLT12-S

DESCRIPTION –

12" Linking Table Bracket



DIMENSIONS –

Width 23.25

Depth 18

OPTIONS –

Height 1.75

Cubic Feet 0.5

MODEL NO.

PRICE

SPLT12-T	Thermofoil top	USD \$	274.30
SPLT12-S	Corian® Solid Surface (shown)	USD \$	388.45

SPLT18-S

DESCRIPTION –

18" Linking Table Bracket



DIMENSIONS –

Width 29.25

Depth 18

OPTIONS –

Height 1.75

Cubic Feet 0.5

MODEL NO.

PRICE


SPLT18-T	Thermofoil top	USD \$	319.88
SPLT18-S	Corian® Solid Surface (shown)	USD \$	456.19

Porto

Bench Seating

When ordering this product, specification codes must be added to unit Model Number, as shown below.

NOTE: Upholstery and/or additional options must be specified separately.



Porto

MODEL
NUMBER -

METAL
FRAME FINISH -


POB324-SS

- GM** Gunmetal
- MB** Metallic Beige
- SB** Smooth Black
- SS** Smooth Silver
- TB** Textured Black
- TN** Textured Nickel

Porto

Bench Seating

All prices are in US dollars (USD).



POB224

DESCRIPTION –

Two-seat Bench



DIMENSIONS –

Width	48
Depth	20.75
Seat Height	19
Seat Width	24
COM Yard	2.5
Ship Weight	78
Cubic Feet	11

OPTIONS –

Moisture barrier	+ 33.45
Bolt-to-floor brackets	+ 39.72

MODEL NO.	COM/1	2	3	4	5	6	7	8
POB224	737.59	815.37	886.45	959.20	1033.22	1108.48	1184.58	1261.93

POB324

DESCRIPTION –

Three-seat Bench



DIMENSIONS –

Width	72
Depth	20.75
Seat Height	19
Seat Width	24
COM Yard	3.5
Ship Weight	98
Cubic Feet	17

OPTIONS –


Moisture barrier	+ 33.45
Bolt-to-floor brackets	+ 39.72

MODEL NO.	COM/1	2	3	4	5	6	7	8
POB324	1003.53	1118.10	1224.73	1333.85	1444.24	1555.89	1670.04	1786.28

POB324-CT

DESCRIPTION –

Three-seat Bench
With center table



DIMENSIONS –

Width	72
Depth	20.75
Seat Height	19
Seat Width	24
COM Yard	2.5
Ship Weight	110
Cubic Feet	17

OPTIONS –

Moisture barrier	+ 33.45
Bolt-to-floor brackets	+ 39.72
Power/Dual USB port	+ 206.98



POWER / DUAL
USB PORT

MODEL NO.	COM/1	2	3	4	5	6	7	8
POB324-CT	1287.45	1375.67	1452.60	1530.80	1610.25	1690.94	1772.06	1855.27

Marna

Wood Seating Collection

When ordering this product, specification codes must be added to unit Model Number, as shown below.

NOTE: Upholstery and/or additional options must be specified separately.



Marna

MODEL
NUMBER -

WOOD FRAME
FINISH -

ARM CAP FINISH
(OPTIONAL) -

MAC121F -RC -PB

AR Aria	Polyurethane
CL Candlelight	PB Black
CN Chestnut	PG Grey
CH Chocolate	PT Taupe
DV Dolce Vita	
GR Grenada	
HM Hard Rock Maple	
HA Havana	
PA Palomino	
PE Pebble	
SA Sand	
WC White Chocolate	

Marna

Wood Seating Collection

Different fabrics may be specified on the seat and on the back. In this case, use the higher grade of the two. No additional upcharge applies. All prices are in US dollars (USD).

Marna

MAC121F

DESCRIPTION –

Single Chair
21" seat width



DIMENSIONS –

Width 23.75

Depth 27.5

Height 35

Seat Width 21

Seat Depth 18.5

Seat Height 18.5

Arm Height 26.5

COM Yard Back 1.25

COM Yard Seat 0.75

Cubic Feet 15

Ship Weight 30

OPTIONS –

Moisture barrier, *per seat* +35.54

Wood arm caps N/A

Polyurethane arm caps +60.63

Corian® Solid Surface arm caps +81.54

Flex-back +104.58



FLEX-BACK

MODEL NO.	COM/1	2	3	4	5	6	7	8
MAC121F	515.98	561.14	609.23	657.73	708.32	756.83	807.00	857.18

MAC124F

DESCRIPTION –

Single Chair
24" seat width



DIMENSIONS –

Width 26.75

Depth 27.5

Height 35

Seat Width 24

Seat Depth 18.5

Seat Height 18.5

Arm Height 26.5

COM Yard Back 1.25

COM Yard Seat 0.75

Cubic Feet 15

Ship Weight 30

OPTIONS –

Moisture barrier, *per seat* +35.54

Wood arm caps N/A

Polyurethane arm caps +60.63

Corian® Solid Surface arm caps +81.54

Flex-back +104.58



FLEX-BACK

MODEL NO.	COM/1	2	3	4	5	6	7	8
MAC124F	550.69	597.10	644.35	692.43	742.20	791.54	841.29	890.63

Marna

Wood Seating Collection

Different fabrics may be specified on the seat and on the back. In this case, use the higher grade of the two. No additional upcharge applies. All prices are in US dollars (USD).

Marna

MAC131F

DESCRIPTION –

Single Chair



DIMENSIONS –

Width	33.75
Depth	27.5
Height	35
Seat Width	31
Seat Depth	18.5
Seat Height	18.5
Arm Height	26.5
COM Yard Back	1.75
COM Yard Seat	1.25
Cubic Feet	21
Ship Weight	40

OPTIONS –

Moisture barrier, <i>per seat</i>	+35.54
Wood arm caps	N/A
Polyurethane arm caps	+60.63
Corian® Solid Surface arm caps	+81.54
Flex-back	+104.58



FLEX-BACK

MODEL NO.	COM/1	2	3	4	5	6	7	8
MAC131F	685.33	755.15	826.66	901.09	975.52	1052.87	1130.23	1207.58

MAC142F

DESCRIPTION –

Settee



DIMENSIONS –

Width	44.75
Depth	27.5
Height	35
Seat Width	42
Seat Depth	18.5
Seat Height	18.5
Arm Height	26.5
COM Yard Back	2.5
COM Yard Seat	1.5
Cubic Feet	25
Ship Weight	52

OPTIONS –

Moisture barrier, <i>per seat</i>	+35.54
Wood arm caps	N/A
Polyurethane arm caps	+60.63
Corian® Solid Surface arm caps	+81.54
Flex-back	+104.58



FLEX-BACK

MODEL NO.	COM/1	2	3	4	5	6	7	8
MAC142F	846.31	944.99	1045.34	1146.95	1251.49	1356.02	1460.97	1565.50

Marna

Wood Seating Collection

Different fabrics may be specified on the seat and on the back. In this case, use the higher grade of the two. No additional upcharge applies. All prices are in US dollars (USD).

MAC121F-H

DESCRIPTION –

Highback Chair
21" seat width



DIMENSIONS –

Width	23.75
Depth	27.5
Height	45.5
Seat Width	21
Seat Depth	18.5
Seat Height	18.5
Arm Height	26.5
COM Yard Back	1.75
COM Yard Seat	0.75
Cubic Feet	20
Ship Weight	42

OPTIONS –

Moisture barrier, <i>per seat</i>	+35.54
Wood arm caps	N/A
Polyurethane arm caps	+60.63
Corian® Solid Surface arm caps	+81.54
Flex-back	+104.58



FLEX-BACK

MODEL NO.	COM/1	2	3	4	5	6	7	8
MAC121F-H	627.20	703.73	782.75	861.78	944.57	1026.94	1109.32	1191.69

Marna

Marna

Bench Seating Collection

All prices are in US dollars (USD).

MAB131F

DESCRIPTION –

Single Bench



DIMENSIONS –

Width	33.75
Depth	27.75
Seat Width	31
Seat Depth	26
Seat Height	18
Arm Height	23.5
COM Yard	1.5
Cubic Feet	13
Ship Weight	46

OPTIONS –

Moisture barrier, <i>per seat</i>	+25.08
Wood arm caps	N/A
Polyurethane arm caps	+60.63
Corian® Solid Surface arm caps	+81.54

MODEL NO.	COM/1	2	3	4	5	6	7	8
MAB131F	598.36	639.34	681.15	722.96	766.45	808.68	853.00	896.48

MAB221N

DESCRIPTION –

Two-seat Bench



DIMENSIONS –

Width	44.75
Depth	27.75
Seat Width	42
Seat Depth	26
Seat Height	18
Arm Height	23.5
COM Yard	2
Cubic Feet	17
Ship Weight	58

OPTIONS –

Moisture barrier, <i>per seat</i>	+33.45
Wood arm caps	N/A
Polyurethane arm caps	+60.63
Corian® Solid Surface arm caps	+81.54

MODEL NO.	COM/1	2	3	4	5	6	7	8
MAB221N	648.53	700.38	754.74	808.68	863.46	920.74	977.60	1034.89

Marna

Marna

Wood Seating Collection

Marna

UCT-90R

DESCRIPTION –

Radius Corner Table

Includes two connecting brackets



DIMENSIONS –

Width 28

Depth 28

Cubic Feet 2

Ship Weight 25

AVAILABLE IN 12 LAMINATED FINISHES –

Aria, Candlelight, Chestnut, Chocolate,

Dolce Vita, Grenada, Hardrock Maple,

Havana, Palomino, Pebble, Sand,

White Chocolate

MODEL NO.

PRICE

UCT-90R-P	HPL with PVC edge	USD \$	370.47
UCT-90R-S	Corian® Solid Surface	USD \$	556.96

UCT-90S

DESCRIPTION –

Square Corner Table

Includes two connecting brackets



DIMENSIONS –

Width 28

Depth 28

Cubic Feet 2

Ship Weight 30

AVAILABLE IN 12 LAMINATED FINISHES –

Aria, Candlelight, Chestnut, Chocolate,

Dolce Vita, Grenada, Hardrock Maple,

Havana, Palomino, Pebble, Sand,

White Chocolate

MODEL NO.

PRICE

UCT-90S-P	HPL with PVC edge	USD \$	370.47
UCT-90S-S	Corian® Solid Surface	USD \$	556.96

UCT-SP

DESCRIPTION –

Square Spacer Table

Includes two connecting brackets



DIMENSIONS –

Width 22

Depth 22

Cubic Feet 1

Ship Weight 16

AVAILABLE IN 12 LAMINATED FINISHES –

Aria, Candlelight, Chestnut, Chocolate,

Dolce Vita, Grenada, Hardrock Maple,

Havana, Palomino, Pebble, Sand,

White Chocolate

MODEL NO.

PRICE

UCT-SP-P	HPL with PVC edge	USD \$	272.21
UCT-SP-S	Corian® Solid Surface	USD \$	530.20

Vista

Wood Seating Collection

When ordering this product, specification codes must be added to unit Model Number, as shown below.

NOTE: Upholstery and/or additional options must be specified separately.

Vista



WOOD FRAME
FINISH -

MODEL
NUMBER -

WOOD FRAME
FINISH -


SV610 -CH

- AR Aria
- CL Candlelight
- CN Chestnut
- CH Chocolate
- DV Dolce Vita
- GR Grenada
- HM Hard Rock Maple
- HA Havana
- PA Palomino
- PE Pebble
- SA Sand
- WC White Chocolate

Vista

Wood Seating Collection

Different fabrics may be specified on the seat and on the back. In this case, use the higher grade of the two. No additional upcharge applies. All prices are in US dollars (USD).



SV600-21

DESCRIPTION –

Guest Chair
21" seat width



DIMENSIONS –

Width 24.5
Depth 26.5
Height 35
Seat Width 21
Seat Depth 18.5
Seat Height 18.5
Arm Height 26
COM Yard Back 1.25
COM Yard Seat 0.75
Cubic Feet 15
Ship Weight 30

OPTIONS –

Moisture barrier, *per seat* +35.54
Wood arm caps N/A
Polyurethane arm caps +56.45
Corian® Solid Surface arm caps N/A
Flex-back +104.58



FLEX-BACK

MODEL NO.	COM/1	2	3	4	5	6	7	8
SV600-21	515.98	561.14	609.23	657.73	708.32	756.83	807.00	857.18

SV600-24

DESCRIPTION –

Guest Chair
24" seat width



DIMENSIONS –

Width 27.5
Depth 26.5
Height 35
Seat Width 24
Seat Depth 18.5
Seat Height 18.5
Arm Height 26
COM Yard Back 1.25
COM Yard Seat 0.75
Cubic Feet 15
Ship Weight 30

OPTIONS –

Moisture barrier, *per seat* +35.54
Wood arm caps N/A
Polyurethane arm caps +56.45
Corian® Solid Surface arm caps N/A
Flex-back +104.58



FLEX-BACK

MODEL NO.	COM/1	2	3	4	5	6	7	8
SV600-24	550.69	597.10	644.35	692.43	742.20	791.54	841.29	890.63

Vista

Wood Seating Collection

Different fabrics may be specified on the seat and on the back. In this case, use the higher grade of the two. No additional upcharge applies. All prices are in US dollars (USD).

SV610

DESCRIPTION –

Guest Chair
31" seat width



DIMENSIONS –

Width 34.5

Depth 26.5

Height 35

Seat Width 31

Seat Depth 18.5

Seat Height 18.5

Arm Height 26

COM Yard Back 1.75

COM Yard Seat 1.25

Cubic Feet 21

Ship Weight 40

OPTIONS –

Moisture barrier, *per seat* +33.45

Wood arm caps N/A

Polyurethane arm caps +56.45

Corian® Solid Surface arm caps N/A

MODEL NO.	COM/1	2	3	4	5	6	7	8
SV610	685.33	755.15	826.66	901.09	975.52	1052.87	1130.23	1207.58

SV600-42

DESCRIPTION –

Settee Chair



DIMENSIONS –

Width 45.5

Depth 26.5

Height 35

Seat Width 42

Seat Depth 18.5

Seat Height 18.5

Arm Height 26

COM Yard Back 2.5

COM Yard Seat 1.5

Cubic Feet 25

Ship Weight 52

OPTIONS –


Moisture barrier, *per seat* +71.08

Wood arm caps N/A

Polyurethane arm caps +56.45

Corian® Solid Surface arm caps N/A

MODEL NO.	COM/1	2	3	4	5	6	7	8
SV600-42	846.31	944.99	1045.34	1146.95	1251.49	1356.02	1460.97	1565.50



Vista

Wood Seating Collection

Different fabrics may be specified on the seat and on the back. In this case, use the higher grade of the two. No additional upcharge applies. All prices are in US dollars (USD).

SV640-21

DESCRIPTION –

Highback Chair
21" seat width



DIMENSIONS –

Width	24.5
Depth	26.5
Height	45.5
Seat Width	21
Seat Depth	18.5
Seat Height	18.5
Arm Height	26
COM Yard Back	1.75
COM Yard Seat	0.75
Cubic Feet	20
Ship Weight	42


OPTIONS –

Moisture barrier, <i>per seat</i>	+35.54
Wood arm caps	N/A
Polyurethane arm caps	+56.45
Corian® Solid Surface arm caps	N/A
Flex-back	+104.58



FLEX-BACK

MODEL NO.	COM/1	2	3	4	5	6	7	8
SV640-21	627.20	703.73	782.75	861.78	944.57	1026.94	1109.32	1191.69



Vista

Wood Seating Collection

Different fabrics may be specified on the seat and on the back. In this case, use the higher grade of the two. No additional upcharge applies. All prices are in US dollars (USD).

SV650

DESCRIPTION –

Hip Chair




DIMENSIONS –

Width	23.5
Depth	26.5
Height	41
Seat Width	21
Seat Depth	18.5
Seat Height	24.5
Arm Height	32
COM Yard Back	1.25
COM Yard Seat	0.75
Cubic Feet	18
Ship Weight	46

OPTIONS –

Moisture barrier, <i>per seat</i>	+35.54
Wood arm caps	N/A
Polyurethane arm caps	+56.45
Corian® Solid Surface arm caps	N/A


MODEL NO.	COM/1	2	3	4	5	6	7	8
SV650	863.03	913.21	963.39	1014.82	1066.25	1119.77	1172.88	1225.56



Vista

Wood Seating Collection

All prices are in US dollars (USD).



SVB-31

DESCRIPTION –

Single Bench
W 34 D 25 H 18



DIMENSIONS –

Seat Width 31
Seat Depth 26
Seat Height 18
COM Yard 1.5
Cubic Feet 10
Ship Weight 34

MODEL NO.	COM/1	2	3	4	5	6	7	8
SVB-31	598.36	639.34	681.15	722.96	766.45	808.68	853.00	896.48

SVB-42

DESCRIPTION –

Two-seat Bench
W 45 D 25 H 18




DIMENSIONS –

Seat Width 42
Seat Depth 26
Seat Height 18
COM Yard 2
Cubic Feet 14
Ship Weight 42

MODEL NO.	COM/1	2	3	4	5	6	7	8
SVB-42	648.53	700.38	754.74	808.68	863.46	920.74	977.60	1034.89

Vista

Wood Seating Collection



UCT-90R

DESCRIPTION –

Radius Corner Table

Includes two connecting brackets



DIMENSIONS –

Width 28

Depth 28

Cubic Feet 2

Ship Weight 25

AVAILABLE IN 12 LAMINATED FINISHES –

Aria, Candlelight, Chestnut, Chocolate,

Dolce Vita, Grenada, Hardrock Maple,

Havana, Palomino, Pebble, Sand,

White Chocolate

MODEL NO.

PRICE

UCT-90R-P	HPL with PVC edge	USD \$	370.47
UCT-90R-S	Corian® Solid Surface	USD \$	556.96

UCT-90S

DESCRIPTION –

Square Corner Table

Includes two connecting brackets



DIMENSIONS –

Width 28

Depth 28

Cubic Feet 2

Ship Weight 30

AVAILABLE IN 12 LAMINATED FINISHES –

Aria, Candlelight, Chestnut, Chocolate,

Dolce Vita, Grenada, Hardrock Maple,

Havana, Palomino, Pebble, Sand,

White Chocolate

MODEL NO.

PRICE

UCT-90S-P	HPL with PVC edge	USD \$	370.47
UCT-90S-S	Corian® Solid Surface	USD \$	556.96

UCT-SP

DESCRIPTION –

Square Spacer Table

Includes two connecting brackets



DIMENSIONS –

Width 22

Depth 22

Cubic Feet 1

Ship Weight 16

AVAILABLE IN 12 LAMINATED FINISHES –

Aria, Candlelight, Chestnut, Chocolate,

Dolce Vita, Grenada, Hardrock Maple,

Havana, Palomino, Pebble, Sand,

White Chocolate

MODEL NO.

PRICE

UCT-SP-P	HPL with PVC edge	USD \$	272.21
UCT-SP-S	Corian® Solid Surface	USD \$	530.20

Vista

Occasional Table Collection

VF-222217

DESCRIPTION –

Square Table



DIMENSIONS –

Width 22

Depth 22

Height 17

Cubic Feet 2

Ship Weight 27

MODEL NO.

PRICE

VF-222217-P HPL with PVC edge	USD \$	340.79
VF-222217-S Corian® Solid Surface	USD \$	541.90

Vista

Onward

Wood Seating Collection

When ordering this product, specification codes must be added to unit Model Number, as shown below.

NOTE: Upholstery and/or additional options must be specified separately.

Onward

WOOD FRAME
FINISH -



MODEL
NUMBER -

WOOD FRAME
FINISH -

ONG21-OA -SF

- AR** Aria
- CL** Candlelight
- CN** Chestnut
- CH** Chocolate
- DV** Dolce Vita
- GR** Grenada
- HM** Hard Rock Maple
- HA** Havana
- PA** Palomino
- PE** Pebble
- SA** Sand
- WC** White Chocolate

Onward

Wood Seating Collection

Different fabrics may be specified on the seat and on the back. In this case, use the higher grade of the two. No additional upcharge applies. All prices are in US dollars (USD).

ONG21-OA

DESCRIPTION –

Guest Chair
21" seat width



DIMENSIONS –

Width	24.5
Depth	25
Height	34.25
Seat Width	21
Seat Depth	18.5
Seat Height	18.5
Arm Height	26.5
COM Yard Back	1.25 / Seat 0.75
COM Yard Arms	1
Cubic Feet	13
Ship Weight	30

OPTIONS –

Moisture barrier, <i>per seat</i>	+35.54
Wood arm caps	N/A
Polyurethane arm caps	+123.35
Corian® Solid Surface arm caps	N/A
Flex-back	+104.58



FLEX-BACK

MODEL NO.	COM/1	2	3	4	5	6	7	8
ONG21-OA	515.98	561.14	609.23	657.73	708.32	756.83	807.00	857.18

ONG24-OA

DESCRIPTION –

Guest Chair
24" seat width



DIMENSIONS –

Width	27.5
Depth	25
Height	34.25
Seat Width	24
Seat Depth	18.5
Seat Height	18.5
Arm Height	26.5
COM Yard Back	1.25 / Seat 0.75
COM Yard Arms	1
Cubic Feet	15
Ship Weight	34

OPTIONS –

Moisture barrier, <i>per seat</i>	+35.54
Wood arm caps	N/A
Polyurethane arm caps	+123.35
Corian® Solid Surface arm caps	N/A
Flex-back	+104.58



FLEX-BACK

MODEL NO.	COM/1	2	3	4	5	6	7	8
ONG24-OA	550.69	597.10	644.35	692.43	742.20	791.54	841.29	890.63

Onward

Onward

Wood Seating Collection

Different fabrics may be specified on the seat and on the back. In this case, use the higher grade of the two. No additional upcharge applies. All prices are in US dollars (USD).

ONB31-OA

DESCRIPTION –

Guest Chair
31" seat width



DIMENSIONS –

Width 34.5
Depth 25
Height 34.25
Seat Width 31
Seat Depth 18.5
Seat Height 18.5
Arm Height 26.5
COM Yard Back 1.75 / Seat 1.25
COM Yard Arms 1
Cubic Feet 19
Ship Weight 40

OPTIONS –

Moisture barrier, *per seat* +35.54
Wood arm caps N/A
Polyurethane arm caps +123.35
Corian® Solid Surface arm caps N/A

MODEL NO.	COM/1	2	3	4	5	6	7	8
ONB31-OA	685.33	755.15	826.66	901.09	975.52	1052.87	1130.23	1207.58

Onward

Onward

Wood Seating Collection

Different fabrics may be specified on the seat and on the back. In this case, use the higher grade of the two. No additional upcharge applies. All prices are in US dollars (USD).

ONP21-OA

DESCRIPTION –

Highback Chair
21" seat width



DIMENSIONS –

Width	24.5
Depth	25
Height	44.25
Seat Width	21
Seat Depth	18.5
Seat Height	18.5
Arm Height	26.5
COM Yard Back	1.75 / Seat 0.75
COM Yard Arms	1
Cubic Feet	17
Ship Weight	42

OPTIONS –

Moisture barrier, <i>per seat</i>	+35.54
Wood arm caps	N/A
Polyurethane arm caps	+123.35
Corian® Solid Surface arm caps	N/A

MODEL NO.	COM/1	2	3	4	5	6	7	8
ONP21-OA	627.20	703.73	782.75	861.78	944.57	1026.94	1109.32	1191.69

Onward

Onward

Wood Seating Collection

Different fabrics may be specified on the seat and on the back. In this case, use the higher grade of the two. No additional upcharge applies. All prices are in US dollars (USD).

ONS42-OA

DESCRIPTION –

Settee



DIMENSIONS –

Width	45.5
Depth	25
Height	34.25
Seat Width	42
Seat Depth	18.5
Seat Height	18.5
Arm Height	26
COM Yard Back	2.5 / Seat 1.5
COM Yard Arms	1
Cubic Feet	25
Ship Weight	52

OPTIONS –

Moisture barrier, <i>per seat</i>	+71.08
Wood arm caps	N/A
Polyurethane arm caps	+123.35
Corian® Solid Surface arm caps	N/A

MODEL NO.	COM/1	2	3	4	5	6	7	8
ONS42-OA	846.31	944.99	1045.34	1146.95	1251.49	1356.02	1460.97	1565.50

Onward

Onward

Bench Seating Collection

All prices are in US dollars (USD).

ONB-31

DESCRIPTION –

Single Bench
W 34.5 D 25 H 18



DIMENSIONS –

Seat Width 31
Seat Height 18
Arm Height 24
COM Yard 1.5
Cubic Feet 12
Ship Weight 38

OPTIONS –

Moisture barrier +35.54

MODEL NO.	COM/1	2	3	4	5	6	7	8
ONB-31	635.15	676.97	719.19	761.84	804.92	848.40	891.47	934.12

ONB-42

DESCRIPTION –

Two-seat Bench
W 45.5 D 25 H 18



DIMENSIONS –

Seat Width 42
Seat Height 18
Arm Height 24
COM Yard 2
Cubic Feet 16
Ship Weight 46

OPTIONS –

Moisture barrier +45.99

MODEL NO.	COM/1	2	3	4	5	6	7	8
ONB-42	685.33	738.43	791.54	862.20	901.92	958.79	1029.87	1100.53

Onward

Onward

Wood Seating Collection

Onward

UCT-90R

DESCRIPTION –

Radius Corner Table

Includes two connecting brackets



DIMENSIONS –

Width 28

Depth 28

Cubic Feet 2

Ship Weight 25

AVAILABLE IN 12 LAMINATED FINISHES –

Aria, Candlelight, Chestnut, Chocolate,

Dolce Vita, Grenada, Hardrock Maple,

Havana, Palomino, Pebble, Sand,

White Chocolate

MODEL NO.

PRICE

UCT-90R-P	HPL with PVC edge	USD \$	370.47
------------------	-------------------	--------	--------

UCT-90R-S	Corian® Solid Surface	USD \$	556.96
------------------	-----------------------	--------	--------

UCT-90S

DESCRIPTION –

Square Corner Table

Includes two connecting brackets



DIMENSIONS –

Width 28

Depth 28

Cubic Feet 2

Ship Weight 30

AVAILABLE IN 12 LAMINATED FINISHES –

Aria, Candlelight, Chestnut, Chocolate,

Dolce Vita, Grenada, Hardrock Maple,

Havana, Palomino, Pebble, Sand,

White Chocolate

MODEL NO.

PRICE

UCT-90S-P	HPL with PVC edge	USD \$	370.47
------------------	-------------------	--------	--------

UCT-90S-S	Corian® Solid Surface	USD \$	556.96
------------------	-----------------------	--------	--------

UCT-SP

DESCRIPTION –

Square Spacer Table

Includes two connecting brackets



DIMENSIONS –

Width 22

Depth 22

Cubic Feet 1

Ship Weight 16

AVAILABLE IN 12 LAMINATED FINISHES –

Aria, Candlelight, Chestnut, Chocolate,

Dolce Vita, Grenada, Hardrock Maple,

Havana, Palomino, Pebble, Sand,

White Chocolate

MODEL NO.

PRICE

UCT-SP-P	HPL with PVC edge	USD \$	272.21
-----------------	-------------------	--------	--------

UCT-SP-S	Corian® Solid Surface	USD \$	530.20
-----------------	-----------------------	--------	--------

Onward

Occasional Table Collection

VF-222217

DESCRIPTION –

Square Table



DIMENSIONS –

Width 22

Depth 22

Height 17

Cubic Feet 2

Ship Weight 27

MODEL NO.

PRICE

VF-222217-P HPL with PVC edge USD \$ 340.79

VF-222217-S Corian® Solid Surface USD \$ 541.90

Onward

Valet

Lounge Seating Collection

When ordering this product, specification codes must be added to unit Model Number, as shown below.

NOTE: Upholstery and additional options must be specified separately.

Valet

FRAME FINISH –



STANCE MODEL
NUMBER –

FRAME
FINISH* –


VAL121-WB –SS

Metal	Wood
GM Gunmetal	AR Aria
MB Metallic Beige	CL Candlelight
SB Smooth Black	CN Chestnut
SS Smooth Silver	CH Chocolate
TB Textured Black	DV Dolce Vita
TN Textured Nickel	GR Grenada
* Valet with swivel star base has standard polished aluminum finish.	HM Hard Rock Maple
	HA Havana
	PA Palomino
	PE Pebble
	SA Sand
	WC White Chocolate

Valet

Lounge Seating Collection

Different fabrics may be specified on the seat and on the back. In this case, use the higher grade of the two. No additional upcharge applies. All prices are in US dollars (USD).



VAL121-WB

DESCRIPTION –

Lounge Chair 21"
With wire base



DIMENSIONS –

Width 31
Depth 30.75
Height 32
Seat Width 21
Seat Depth 20
Seat Height 16.25
Arm Height 23.25
COM Yard Back 2.5
COM Yard Seat 0.75
COM Yard 3.25
Cubic Feet 18
Ship Weight 43

OPTIONS –

Moisture barrier, per seat +68.57

MODEL NO.	COM/1	2	3	4	5	6	7	8
VAL121-WB	988.90	1132.31	1260.69	1394.49	1534.56	1682.17	1829.35	1976.95

VAL147-WB

DESCRIPTION –

Lounge Chair 47"
With wire base



DIMENSIONS –

Width 56.5
Depth 30.75
Height 32
Seat Width 47
Seat Depth 20
Seat Height 16.25
Arm Height 23.25
COM Yard Back 3.75
COM Yard Seat 1.5
COM Yard 4
Cubic Feet 33
Ship Weight 84

OPTIONS –

Moisture barrier, per seat +114.56

MODEL NO.	COM/1	2	3	4	5	6	7	8
VAL147-WB	2096.96	2342.82	2599.97	2870.09	3152.75	3449.62	3746.50	4042.96

Valet

Lounge Seating Collection

Different fabrics may be specified on the seat and on the back. In this case, use the higher grade of the two. No additional upcharge applies. All prices are in US dollars (USD).

VAL121-WB-HB

DESCRIPTION –

Highback 21"

With wire base



DIMENSIONS –

Width 31

Depth 31.25

Height 43.25

Seat Width 21

Seat Depth 20

Seat Height 16.25

Arm Height 23.25

COM Yard Back 3.25

COM Yard Seat 0.75

COM Yard 4


Cubic Feet 25

Ship Weight 51

OPTIONS –

Moisture barrier, *per seat* +82.79


MODEL NO.	COM/1	2	3	4	5	6	7	8
VAL121-WB-HB	1310.44	1463.48	1624.04	1791.29	1966.91	2152.15	2337.38	2522.20



Valet

Lounge Seating Collection

Different fabrics may be specified on the seat and on the back. In this case, use the higher grade of the two. No additional upcharge applies. All prices are in US dollars (USD).



VAL121-SDB

DESCRIPTION –

Lounge Chair 21"

With swivel disc base

With 16.25" seat height



DIMENSIONS –

Width 31

Depth 30.75

Height 32

Seat Width 21

Seat Depth 20

Seat Height 16.25

Arm Height 23.25

COM Yard Back 2.5

COM Yard Seat 0.75

COM Yard 3.25

Cubic Feet 18

Ship Weight 77

OPTIONS –

Moisture barrier, *per seat* +68.77

MODEL NO.	COM/1	2	3	4	5	6	7	8
VAL121-SDB	1179.57	1292.04	1410.79	1533.72	1661.26	1795.06	1928.87	2062.67

VAL121-SDB-HB

DESCRIPTION –

Highback 21"

With swivel disc base

With 16.25" seat height



DIMENSIONS –

Width 31

Depth 31.25

Height 43.25

Seat Width 21

Seat Depth 20

Seat Height 16.25

Arm Height 23.25

COM Yard Back 3.25

COM Yard Seat 0.75

COM Yard 4

Cubic Feet 25

Ship Weight 86

OPTIONS –


Moisture barrier, *per seat* +82.79

MODEL NO.	COM/1	2	3	4	5	6	7	8
VAL121-SDB-HB	1501.94	1642.03	1787.95	1939.74	2098.21	2264.21	2429.37	2595.38

Valet

Lounge Seating Collection

Different fabrics may be specified on the seat and on the back. In this case, use the higher grade of the two. No additional upcharge applies. All prices are in US dollars (USD).



VAL121-SDBT

DESCRIPTION –

Lounge Chair 21"

With swivel disc base

With 18.25" seat height



DIMENSIONS –

Width 31

Depth 30.75

Height 34

Seat Width 21

Seat Depth 20

Seat Height 18.25

Arm Height 25.25

COM Yard Back 2.5

COM Yard Seat 0.75

COM Yard 3.25

Cubic Feet 19

Ship Weight 77

OPTIONS –

Moisture barrier, *per seat* +68.57

MODEL NO.	COM/1	2	3	4	5	6	7	8
VAL121-SDBT	1225.97	1338.46	1457.62	1580.14	1708.09	1841.89	1975.27	2109.50

VAL121-SDBT-HB

DESCRIPTION –

Highback 21"

With swivel disc base

With 18.25" seat height



DIMENSIONS –

Width 31

Depth 31.25

Height 45.25

Seat Width 21

Seat Depth 20

Seat Height 18.25

Arm Height 25.25

COM Yard Back 3.25

COM Yard Seat 0.75

COM Yard 4

Cubic Feet 26

Ship Weight 86

OPTIONS –


Moisture barrier, *per seat* +82.79

MODEL NO.	COM/1	2	3	4	5	6	7	8
VAL121-SDBT-HB	1547.94	1688.43	1834.78	1986.15	2144.62	2310.62	2476.20	2641.37

Valet

Lounge Seating Collection

Different fabrics may be specified on the seat and on the back. In this case, use the higher grade of the two. No additional upcharge applies. All prices are in US dollars (USD).



VAL121-SSB

DESCRIPTION –

Lounge Chair 21"

With swivel star base

With 16.5" seat height



DIMENSIONS –

Width 31

Depth 30.75

Height 32.25

Seat Width 21

Seat Depth 20

Seat Height 16.5

Arm Height 23.5

COM Yard Back 2.5

COM Yard Seat 0.75

COM Yard 3.25

Cubic Feet 18

Ship Weight 49

OPTIONS –

Moisture barrier, *per seat* + 68.57

MODEL NO.	COM/1	2	3	4	5	6	7	8
VAL121-SSB	922.83	1066.25	1194.62	1328.42	1468.49	1616.10	1764.12	1911.30

VAL121-SSB-HB

DESCRIPTION –

Highback 21"

With swivel star base

With 16.5" seat height



DIMENSIONS –

Width 31

Depth 31.25

Height 43.5

Seat Width 21

Seat Depth 20

Seat Height 16.5

Arm Height 23.5

COM Yard Back 3.25

COM Yard Seat 0.75

COM Yard 4

Cubic Feet 25

Ship Weight 58

OPTIONS –


Moisture barrier, *per seat* +82.79

MODEL NO.	COM/1	2	3	4	5	6	7	8
VAL121-SSB-HB	1245.21	1397.83	1557.97	1726.07	1901.27	2086.50	2271.74	2456.55

Valet

Lounge Seating Collection

Different fabrics may be specified on the seat and on the back. In this case, use the higher grade of the two. No additional upcharge applies. All prices are in US dollars (USD).



VAL121-SSBT

DESCRIPTION –

Lounge Chair 21"

With swivel star base

With 18.5" seat height



DIMENSIONS –

Width 31

Depth 30.75

Height 34.25

Seat Width 21

Seat Depth 20

Seat Height 18.5

Arm Height 25.5

COM Yard Back 2.5

COM Yard Seat 0.75

COM Yard 3.25

Cubic Feet 19

Ship Weight 49

OPTIONS –

Moisture barrier, *per seat* +68.57

MODEL NO.	COM/1	2	3	4	5	6	7	8
VAL121-SSBT	969.66	1113.50	1241.03	1375.25	1515.32	1662.51	1810.53	1958.14

VAL121-SSBT-HB

DESCRIPTION –

Highback 21"

With swivel star base

With 18.5" seat height



DIMENSIONS –

Width 31

Depth 31.25

Height 45.5

Seat Width 21

Seat Depth 20

Seat Height 18.5

Arm Height 25.5

COM Yard Back 3.25

COM Yard Seat 0.75

COM Yard 4

Cubic Feet 26

Ship Weight 58

OPTIONS –


Moisture barrier, *per seat* +82.79

MODEL NO.	COM/1	2	3	4	5	6	7	8
VAL121-SSBT-HB	1291.63	1444.66	1604.81	1772.48	1948.10	2132.92	2318.15	2502.96

Valet

Lounge Seating Collection

Different fabrics may be specified on the seat and on the back. In this case, use the higher grade of the two. No additional upcharge applies. All prices are in US dollars (USD).



VAL121-WD

DESCRIPTION –

Lounge Chair 21"

With wood base

With 16.25" seat height



DIMENSIONS –

Width 31

Depth 30.75

Height 32

Seat Width 21

Seat Depth 20

Seat Height 16.25

Arm Height 23.25

COM Yard Back 2.5

COM Yard Seat 0.75

COM Yard 3.25

Cubic Feet 18

Ship Weight 42

OPTIONS –

Moisture barrier, *per seat* +68.57

MODEL NO.	COM/1	2	3	4	5	6	7	8
VAL121-WD	1100.96	1244.80	1372.32	1506.55	1646.62	1794.23	1941.82	2089.43

VAL121-WD-HB

DESCRIPTION –

Highback 21"

With wood base

With 16.25" seat height



DIMENSIONS –

Width 31

Depth 31.25

Height 43.25

Seat Width 21

Seat Depth 20

Seat Height 16.25

Arm Height 23.25

COM Yard Back 3.25

COM Yard Seat 0.75

COM Yard 4

Cubic Feet 25

Ship Weight 51

OPTIONS –


Moisture barrier, *per seat* +82.79

MODEL NO.	COM/1	2	3	4	5	6	7	8
VAL121-WD-HB	1422.92	1576.37	1736.52	1903.78	2079.40	2264.62	2449.44	2634.26

Valet

Lounge Seating Collection

Different fabrics may be specified on the seat and on the back. In this case, use the higher grade of the two. No additional upcharge applies. All prices are in US dollars (USD).



VAL121-WDT

DESCRIPTION –

Lounge Chair 21"

With wood base

With 18.25" seat height



DIMENSIONS –

Width 31

Depth 30.75

Height 34

Seat Width 21

Seat Depth 20

Seat Height 18.25

Arm Height 25.25

COM Yard Back 2.5

COM Yard Seat 0.75

COM Yard 3.25

Cubic Feet 19

Ship Weight 42

OPTIONS –

Moisture barrier, per seat +68.57

MODEL NO.	COM/1	2	3	4	5	6	7	8
VAL121-WDT	1147.79	1291.20	1419.58	1552.96	1693.04	1841.06	1988.24	2135.84

VAL121-WDT-HB

DESCRIPTION –

Highback 21"

With wood base

With 18.25" seat height



DIMENSIONS –

Width 31

Depth 31.25

Height 45.25

Seat Width 21

Seat Depth 20

Seat Height 18.25

Arm Height 25.25

COM Yard Back 3.25

COM Yard Seat 0.75

COM Yard 4

Cubic Feet 26

Ship Weight 51

OPTIONS –

Moisture barrier, per seat +82.79

MODEL NO.	COM/1	2	3	4	5	6	7	8
VAL121-WDT-HB	1469.33	1622.79	1782.93	1950.19	2125.80	2311.04	2495.86	2681.09

Verity

Lounge Seating Collection

When ordering this product, specification codes must be added to unit Model Number, as shown below.

NOTE: Upholstery and/or additional options must be specified separately.

ARM CAP FINISH
(OPTIONAL) -



Verity

MODEL
NUMBER -

ARM CAP FINISH
(OPTIONAL) -

VL-100 -CH

Wood	Polyurethane
AR Aria	PB Black
CL Candlelight	PG Grey
CH Chocolate	PT Taupe
DV Dolce Vita	
GR Grenada	
HM Hardrock Maple	
HA Havana	
PA Palomino	
WC White Chocolate	

Verity

Lounge Seating Collection

Different fabrics may be specified on the seat and on the back. In this case, use the higher grade of the two. No additional upcharge applies. All prices are in US dollars (USD).

VL-100

DESCRIPTION –

Single Chair



DIMENSIONS –

Width 31
Depth 30
Height 34
Seat Width 23.5
Seat Height 18
Arm Height 25
COM Yard Back 2
COM Yard Arms 2.75
COM Yard Seat 1.5
Cubic Feet 21
Ship Weight 58

OPTIONS –

Moisture barrier	+71.08
Metal legs	+123.35
Wood arm caps	+68.99
Polyurethane arm caps	+77.35
Corian® Solid Surface arm caps	+156.80

MODEL NO.	COM/1	2	3	4	5	6	7	8
VL-100	986.80	1160.33	1330.51	1506.13	1688.02	1875.76	2066.02	2260.44

VL-200

DESCRIPTION –

Two-seat



DIMENSIONS –

Width 53
Depth 30
Height 34
Seat Width 46.5
Seat Height 18
Arm Height 25
COM Yard Back 3
COM Yard Arms 2.75
COM Yard Seat 2
Cubic Feet 34
Ship Weight 87

OPTIONS –

Moisture barrier	+71.08
Metal legs	+123.35
Wood arm caps	+68.99
Polyurethane arm caps	+77.35
Corian® Solid Surface arm caps	+156.80

MODEL NO.	COM/1	2	3	4	5	6	7	8
VL-200	1361.87	1591.01	1813.87	2044.27	2282.19	2528.89	2779.77	3034.83

Verity

Verity

Lounge Seating Collection

Different fabrics may be specified on the seat and on the back. In this case, use the higher grade of the two. No additional upcharge applies. All prices are in US dollars (USD).

VL-300

DESCRIPTION –

Three-seat



DIMENSIONS –

Width 76.5
Depth 30
Height 34
Seat Width 69.5
Seat Height 18
Arm Height 25
COM Yard Back 3.75
COM Yard Arms 2.75
COM Yard Seat 2.5
Cubic Feet 49
Ship Weight 110

OPTIONS –

Moisture barrier	+71.08
Metal legs	+123.35
Wood arm caps	+68.99
Polyurethane arm caps	+77.35
Corian® Solid Surface arm caps	+156.80

MODEL NO.	COM/1	2	3	4	5	6	7	8
VL-300	1961.89	2251.67	2532.65	2823.25	3122.64	3432.48	3747.76	4067.63

Verity

Clover

Lounge Seating Collection

When ordering this product, specification codes must be added to unit Model Number, as shown below.

NOTE: Upholstery and/or additional options must be specified separately.



LEG
FINISH -

Clover

MODEL
NUMBER -

LEG
FINISH -

CLL124F -SS

Metal		Wood	
SB	Smooth Black	AR	Aria
TB	Textured Black	CL	Candlelight
TN	Textured Nickel	CN	Chestnut
SS	Smooth Silver	CH	Chocolate
GM	Gunmetal	DV	Dolce Vita
MB	Metallic Beige	GR	Grenada
		HM	Hard Rock Maple
		HA	Havana
		PA	Palomino
		PE	Pebble
		SA	Sand
		WC	White Chocolate

Clover

Lounge Seating Collection

Different fabrics may be specified on the seat and on the back. In this case, use the higher grade of the two. No additional upcharge applies. All prices are in US dollars (USD).

CLL124F

DESCRIPTION –

Single Chair



DIMENSIONS –

Width	35
Depth	27.5
Height	33.5
Seat Height	18.25
Seat Width	22
Seat Depth	19.5
COM Yard Back	2.25
COM Yard Seat	1.25
Ship Weight	55
Cubic Feet	21

OPTIONS –

Moisture barrier	+71.08
Wood legs	+0
Metal legs	+0
Power/USB left facing	+165.16
Power/USB right facing	+165.16
Power/USB right & left	+330.32



POWER / USB PORT

MODEL NO.	COM/1	2	3	4	5	6	7	8
CLL124F	1067.51	1187.51	1307.52	1427.52	1547.53	1667.53	1787.95	1907.96

CLL146F

DESCRIPTION –

Two-seat



DIMENSIONS –

Width	58.25
Depth	27.5
Height	33.5
Seat Height	18.25
Seat Width	45.25
Seat Depth	19.5
COM Yard Back	3
COM Yard Seat	2.25
Ship Weight	86
Cubic Feet	35

OPTIONS –

Moisture barrier	+114.71
Wood legs	+0
Metal legs	+0
Power/USB left facing	+165.16
Power/USB right facing	+165.16
Power/USB right & left	+330.32



POWER / USB PORT

MODEL NO.	COM/1	2	3	4	5	6	7	8
CLL146F	1478.95	1675.05	1871.58	2067.69	2263.79	2460.31	2656.42	2852.52

Clover

Clover

Lounge Seating Collection

Different fabrics may be specified on the seat and on the back. In this case, use the higher grade of the two. No additional upcharge applies. All prices are in US dollars (USD).

CLL168F

DESCRIPTION –

Three-seat

DIMENSIONS –

Width	80
Depth	27.5
Height	33.5
Seat Height	18.25
Seat Width	66.5
Seat Depth	19.5
COM Yard Back	3.75
COM Yard Seat	2.25
Ship Weight	112
Cubic Feet	35

OPTIONS –

Moisture barrier	+142.16
Wood legs	+0
Metal legs	+0
Power/USB left facing	+165.16
Power/USB right facing	+165.16
Power/USB right & left	+330.32



POWER / USB PORT

MODEL NO.	COM/1	2	3	4	5	6	7	8
CLL168F	1829.35	2076.05	2322.33	2569.03	2815.31	3062.02	3308.29	3555.42

Clover

Riviera

Lounge Seating Collection

When ordering this product, specification codes must be added to unit Model Number, as shown below.

NOTE: Upholstery and/or additional options must be specified separately.



WOOD
LEG FINISH -

Riviera

MODEL
NUMBER -

WOOD
LEG FINISH -

SRL-100 -RC

- AR** Aria
- CL** Candlelight
- CN** Chestnut
- CH** Chocolate
- DV** Dolce Vita
- GR** Grenada
- HM** Hard Rock Maple
- HA** Havana
- PA** Palomino
- PE** Pebble
- SA** Sand
- WC** White Chocolate

Riviera

Lounge Seating Collection

Different fabrics may be specified on the seat and on the back. In this case, use the higher grade of the two. No additional upcharge applies. All prices are in US dollars (USD).

SRL-100

DESCRIPTION –

Single Chair



DIMENSIONS –

Width 33
Depth 32
Height 37.5
Seat Width 21
Seat Height 18.5
Arm Height 28
COM Yard 5.5
Cubic Feet 25
Ship Weight 50

OPTIONS –

Moisture barrier	+71.08
Metal legs	+81.54

MODEL NO.	COM/1	2	3	4	5	6	7	8
SRL-100	977.60	1156.99	1340.13	1526.20	1715.19	1908.37	2101.14	2294.32

SRL-200

DESCRIPTION –

Two-seat



DIMENSIONS –

Width 54
Depth 32
Height 37.5
Seat Width 42
Seat Height 18.5
Arm Height 28
COM Yard 8.5
Cubic Feet 40
Ship Weight 78

OPTIONS –

Moisture barrier	+106.62
Metal legs	+81.54

MODEL NO.	COM/1	2	3	4	5	6	7	8
SRL-200	1407.45	1684.25	1965.24	2251.67	2542.69	2839.14	3135.61	3432.06

Riviera

Riviera

Lounge Seating Collection

Different fabrics may be specified on the seat and on the back. In this case, use the higher grade of the two. No additional upcharge applies. All prices are in US dollars (USD).

SRL-300

DESCRIPTION –

Three-seat



DIMENSIONS –

Width 75
Depth 32
Height 37.5
Seat Width 63
Seat Height 18.5
Arm Height 28
COM Yard 10
Cubic Feet 58
Ship Weight 95

OPTIONS –

Moisture barrier	+142.17
Metal legs	+123.35

MODEL NO.	COM/1	2	3	4	5	6	7	8
SRL-300	1885.38	2212.36	2545.20	2883.89	3228.43	3579.24	3930.48	4281.30

Riviera

Cassia

Lounge Seating Collection

When ordering this product, specification codes must be added to unit Model Number, as shown below.

NOTE: Upholstery and/or additional options must be specified separately.

BISSA



METAL LEG
FINISH -

MODEL
NUMBER -

METAL LEG
FINISH -


CL100-SS

- GM** Gunmetal
- MB** Metallic Beige
- SB** Smooth Black
- SS** Smooth Silver
- TB** Textured Black
- TN** Textured Nickel

Cassia

Lounge Seating Collection

Different fabrics may be specified on the seat and on the back. In this case, use the higher grade of the two. No additional upcharge applies. All prices are in US dollars (USD).



CL100

DESCRIPTION –

Single Chair
23" seat width



DIMENSIONS –

Width 29.5

Depth 28

Height 32

Seat Width 23

Seat Height 18

Arm Height 26.5

COM Yard Back 1.5

COM Yard Seat 1.5

COM Yard Arms 3.5

Cubic Feet 18

OPTIONS –

Moisture barrier +71.08

Wood arm caps +68.99

Polyurethane arm caps +77.35

Corian® Solid Surface arm caps +146.35

A/C receptacle with USB port +206.97



POWER WITH 2
USB PORTS

MODEL NO.	COM/1	2	3	4	5	6	7	8
CL100	1096.35	1247.30	1402.85	1562.58	1721.47	1885.38	2049.29	2212.78

CL120

DESCRIPTION –

Single Chair
33" seat width



DIMENSIONS –

Width 39.5

Depth 28

Height 32

Seat Width 33

Seat Height 18

Arm Height 26.5

COM Yard Back 1.75

COM Yard Seat 1.75

COM Yard Arms 3.5

Cubic Feet 23

OPTIONS –

Moisture barrier +71.08

Wood arm caps +68.99

Polyurethane arm caps +77.35

Corian® Solid Surface arm caps +146.35

A/C receptacle with USB port +206.97



POWER WITH 2
USB PORTS

MODEL NO.	COM/1	2	3	4	5	6	7	8
CL120	1271.56	1453.86	1639.93	1828.93	2020.02	2217.79	2415.15	2612.94

Cassia

Lounge Seating Collection

Different fabrics may be specified on the seat and on the back. In this case, use the higher grade of the two. No additional upcharge applies. All prices are in US dollars (USD).

CL200

DESCRIPTION –

Two-seat



DIMENSIONS –

Width	52.5
Depth	28
Height	32
Seat Width	46
Seat Height	18
Arm Height	26.5
COM Yard Back	3
COM Yard Seat	3
COM Yard Arms	3.5
Cubic Feet	30

OPTIONS –

Moisture barrier	+71.08
Wood arm caps	+68.99
Polyurethane arm caps	+77.35
Corian® Solid Surface arm caps	+146.35
A/C receptacle with USB port	+206.97



POWER WITH 2
USB PORTS

MODEL NO.	COM/1	2	3	4	5	6	7	8
CL200	1471.84	1689.69	1910.05	2135.43	2364.98	2597.88	2831.20	3064.52

CL300

DESCRIPTION –

Three-seat



DIMENSIONS –

Width	75.5
Depth	28
Height	32
Seat Width	69
Seat Height	18
Arm Height	26.5
COM Yard Back	4.5
COM Yard Seat	4.5
COM Yard Arms	3.5
Cubic Feet	43


OPTIONS –

Moisture barrier	+71.08
Wood arm caps	+68.99
Polyurethane arm caps	+77.35
Corian® Solid Surface arm caps	+146.35
A/C receptacle with USB port	+206.97



POWER WITH 2
USB PORTS

MODEL NO.	COM/1	2	3	4	5	6	7	8
CL300	1936.39	2216.54	2504.63	2796.92	3090.86	3394.02	3696.75	3999.48



Cassia

Occasional Table Collection

CFT-1824-16

DESCRIPTION –

16" Occasional Table

W 18 D 24 H 16



MODEL NO. –

OPTIONS –

CFT-1824-16-P	Laminate Top	USD \$	372.14
CFT-1824-16-T	Thermofoil Top	USD \$	372.14
CFT-1824-16-S	Corian® Solid Surface top	USD \$	672.79

CFT-2424-16

DESCRIPTION –

16" Occasional Table

W 24 D 24 H 16



MODEL NO. –

OPTIONS –

CFT-2424-16-P	Laminate Top	USD \$	409.77
CFT-2424-16-T	Thermofoil Top	USD \$	409.77
CFT-2424-16-S	Corian® Solid Surface top	USD \$	826.66

CFT-1824-21

DESCRIPTION –

21" Occasional Table


W 18 D 24 H 21



MODEL NO. –

OPTIONS –

CFT-1824-21-P	Laminate Top	USD \$	400.16
CFT-1824-21-T	Thermofoil Top	USD \$	400.16
CFT-1824-21-S	Corian® Solid Surface top	USD \$	700.80



Cassia

Occasional Table Collection

CFT-2424-21

DESCRIPTION –

21" Occasional Table


W 24 D 24 H 21



MODEL NO. –

OPTIONS –

MODEL NO. –	OPTIONS –		
CFT-2424-21-P	Laminate Top	USD \$	438.21
CFT-2424-21-T	Thermofoil Top	USD \$	438.21
CFT-2424-21-S	Corian® Solid Surface top	USD \$	855.09



Carson

Lounge Seating Collection

When ordering this product, specification codes must be added to unit Model Number, as shown below.

NOTE: Upholstery and/or additional options must be specified separately.



LEG
FINISH -

Carson

MODEL
NUMBER -

LEG
FINISH -

CRL123-SS

- AR** Aria
- CL** Candlelight
- CN** Chestnut
- CH** Chocolate
- DV** Dolce Vita
- GR** Grenada
- HM** Hard Rock Maple
- HA** Havana
- PA** Palomino
- PE** Pebble
- SA** Sand
- WC** White Chocolate

Carson

Lounge Seating Collection

Different fabrics may be specified on the seat and on the back. In this case, use the higher grade of the two. No additional upcharge applies. All prices are in US dollars (USD).

CRL123

DESCRIPTION –

Single Chair



DIMENSIONS –

Width	29.5
Depth	28
Height	33
Seat Width	23
Seat Depth	18
Seat Height	18
Arm Height	26.5
COM Yard Back	1.5
COM Yard Seat	1.5
COM Yard Arms	3.5
Cubic Feet	16
Ship Weight	108

OPTIONS –

Moisture barrier	+71.08
Metal legs	+123.35
Wood arm caps	+68.99
Polyurethane arm caps	+77.35
Corian® Solid Surface arm caps	+146.35
A/C receptacle with USB port	+206.98



POWER WITH 2
USB PORTS

MODEL NO.	COM/1	2	3	4	5	6	7	8
CRL123	1006.46	1165.76	1328.42	1494.42	1662.93	1833.94	2004.54	2175.98

CRL133

DESCRIPTION –

Single Chair



DIMENSIONS –

Width	39.5
Depth	28
Height	33
Seat Width	33
Seat Depth	18
Seat Height	18
Arm Height	26.5
COM Yard Back	1.75
COM Yard Seat	1.75
COM Yard Arms	3.5
Cubic Feet	21
Ship Weight	155

OPTIONS –

Moisture barrier	+71.08
Metal legs	+123.35
Wood arm caps	+68.99
Polyurethane arm caps	+77.35
Corian® Solid Surface arm caps	+146.35
A/C receptacle with USB port	+206.98



POWER WITH 2
USB PORTS

MODEL NO.	COM/1	2	3	4	5	6	7	8
CRL133	1202.56	1396.57	1592.69	1793.80	1997.85	2235.36	2458.23	2666.04

Carson

Carson

Lounge Seating Collection

Different fabrics may be specified on the seat and on the back. In this case, use the higher grade of the two. No additional upcharge applies. All prices are in US dollars (USD).

Carson

CRL223

DESCRIPTION –

Two-seat

DIMENSIONS –

Width 52.5
Depth 28
Height 33
Seat Width 23
Seat Depth 18
Seat Height 18
Arm Height 26.5
COM Yard Back 3
COM Yard Seat 3
COM Yard Arms 3.5
Cubic Feet 28
Ship Weight 153

OPTIONS –

Moisture barrier	+71.08
Metal legs	+123.35
Wood arm caps	+68.99
Polyurethane arm caps	+77.35
Corian® Solid Surface arm caps	+146.35
A/C receptacle with USB port	+206.98



POWER WITH 2 USB PORTS

MODEL NO.	COM/1	2	3	4	5	6	7	8
CRL223	1358.53	1585.57	1815.97	2051.38	2290.55	2536.84	2782.70	3028.56

CRL323

DESCRIPTION –

Three-seat

DIMENSIONS –

Width 75.5
Depth 28
Height 35
Seat Width 23
Seat Depth 18
Seat Height 18
Arm Height 26.5
COM Yard Back 4.5
COM Yard Seat 4.5
COM Yard Arms 3.5
Cubic Feet 43
Cubic Feet 198

OPTIONS –

Moisture barrier	+71.08
Metal legs	+123.35
Wood arm caps	+68.99
Polyurethane arm caps	+77.35
Corian® Solid Surface arm caps	+146.35
A/C receptacle with USB port	+206.98



POWER WITH 2 USB PORTS

MODEL NO.	COM/1	2	3	4	5	6	7	8
CRL323	1806.35	2100.72	2400.52	2705.76	3016.43	3333.38	3649.91	3966.44

Huxley

Lounge Seating Collection

When ordering this product, specification codes must be added to unit Model Number, as shown below.

NOTE: Upholstery and/or additional options must be specified separately.



LEG
FINISH -

MODEL
NUMBER -

LEG
FINISH -

HUL123 -SS

- GM** Gunmetal
- MB** Metallic Beige
- SB** Smooth Black
- SS** Smooth Silver
- TB** Textured Black
- TN** Textured Nickel

Huxley

Huxley

Lounge Seating Collection

Different fabrics may be specified on the seat and on the back. In this case, use the higher grade of the two. No additional upcharge applies. All prices are in US dollars (USD).

HUL123

DESCRIPTION –

Single Chair



DIMENSIONS –

Width	29.5
Depth	28
Height	33.5
Seat Width	23
Seat Height	18.25
Arm Height	27
COM Yard Back	1.5
COM Yard Seat	1.5
COM Yard Arms	3.5
Cubic Feet	18
Ship Weight	108

OPTIONS –

Moisture barrier	+71.08
Wood arm caps	+68.99
Polyurethane arm caps	+77.35
Corian® Solid Surface arm caps	+146.35
A/C receptacle with USB port	+206.98



POWER WITH 2
USB PORTS

MODEL NO.	COM/1	2	3	4	5	6	7	8
HUL123	997.67	1167.44	1332.60	1504.04	1680.91	1864.05	2050.54	2239.12

HUL223

DESCRIPTION –

Two-seat



DIMENSIONS –

Width	52.5
Depth	28
Height	33.5
Seat Width	46
Seat Height	18.25
Arm Height	27
COM Yard Back	3
COM Yard Seat	3
COM Yard Arms	3.5
Cubic Feet	30
Ship Weight	185

OPTIONS –

Moisture barrier	+71.08
Wood arm caps	+68.99
Polyurethane arm caps	+77.35
Corian® Solid Surface arm caps	+146.35
AC receptacle with USB port	+206.98



POWER WITH 2
USB PORTS

MODEL NO.	COM/1	2	3	4	5	6	7	8
HUL223	1321.73	1560.91	1794.23	2037.16	2287.63	2546.04	2809.04	3076.23

HUXLEY

Huxley

Lounge Seating Collection

Different fabrics may be specified on the seat and on the back. In this case, use the higher grade of the two. No additional upcharge applies. All prices are in US dollars (USD).

HUL323

DESCRIPTION –

Three-seat



DIMENSIONS –

Width	75.5
Depth	28
Height	33.5
Seat Width	69
Seat Height	18.25
Arm Height	27
COM Yard Back	4.5
COM Yard Seat	4.5
COM Yard Arms	3.5
Cubic Feet	43
Ship Weight	262

OPTIONS –

Moisture barrier	+71.08
Wood arm caps	+68.99
Polyurethane arm caps	+77.35
Corian® Solid Surface arm caps	+146.35
A/C receptacle with USB port	+206.98



POWER WITH 2
USB PORTS

MODEL NO.	COM/1	2	3	4	5	6	7	8
HUL323	1733.18	2044.27	2349.09	2663.11	2988.42	3325.85	3668.31	4016.20

HUXLEY

Huxley

Bench Seating Collection

All prices are in US dollars (USD).

HUB146

DESCRIPTION –

Two-seat Bench



DIMENSIONS –

Width 46
Depth 28
Height 18
COM Yard Seat 3
Cubic Feet 13.5
Ship Weight 69

OPTIONS –

Moisture barrier	+71.08
A/C receptacle with USB port	+206.98



POWER WITH 2
USB PORTS

MODEL NO.	COM/1	2	3	4	5	6	7	8
HUB146	789.44	855.51	914.47	974.26	1034.89	1095.94	1158.24	1222.22

HUB169

DESCRIPTION –

Three-seat Bench



DIMENSIONS –

Width 68.25
Depth 28
Height 18
COM Yard Seat 4.5
Cubic Feet 20
Ship Weight 99

OPTIONS –

Moisture barrier	+71.08
A/C receptacle with USB port	+206.98



POWER WITH 2
USB PORTS

MODEL NO.	COM/1	2	3	4	5	6	7	8
HUB169	1032.38	1121.86	1202.15	1284.10	1367.73	1452.19	1537.90	1625.71

Huxley

Huxley

Occasional Table Collection

All prices are in US dollars (USD).

HUT181820FU

DESCRIPTION –

Freestanding Cube, upholstered



DIMENSIONS –

Width	18
Depth	18
Height	20
COM Yard	1.5
Cubic Feet	4
Ship Weight	33.5

OPTIONS –

Moisture barrier	+10.45
Corian® Solid Surface top	+106.98
A/C receptacle with USB port	+206.98



POWER WITH 2
USB PORTS

MODEL NO.	COM/1	2	3	4	5	6	7	8
HUT181820FU	961.71	990.15	1019.00	1047.44	1075.87	1104.30	1132.74	1161.58
HUT181820FU-S	1164.51	1192.95	1221.79	1250.65	1279.08	1307.09	1335.53	1364.80

HUT181820F

DESCRIPTION –

Freestanding Cube, laminated



DIMENSIONS –

Width	18
Depth	18
Height	20
COM Yard	1.5
Cubic Feet	4
Ship Weight	30.5

OPTIONS –

Power/Dual USB port	+206.98
Corian® Solid Surface top (-S)	+160.98



POWER WITH 2
USB PORTS

MODEL NO.

HUT181820F	USD \$	600.44
------------	--------	--------

Huxley

Huxley

Occasional Table Collection

HUT142021C

DESCRIPTION –

Freestanding Table, c-style



DIMENSIONS –

Width 20	Cubic Feet 3.5
Depth 14	Ship Weight 20
Height 21	

HUT142021C	Laminate top	USD \$	453.68
HUT142021C-S	Corian® Solid Surface top	USD \$	656.90

HUT20R20B

DESCRIPTION –

Freestanding Table, round



DIMENSIONS –

Width 20	Cubic Feet 3.5
Depth 20	Ship Weight 16.5
Height 20	

HUT20R20B	Laminate top	USD \$	408.10
HUT20R20B-S	Corian® Solid Surface top	USD \$	611.31

HUT181820B

DESCRIPTION –

Freestanding table, square



DIMENSIONS –

Width 18	Cubic Feet 4
Depth 18	Ship Weight 18
Height 20	

HUT181820B	Laminate top	USD \$	408.10
HUT181820B-S	Corian® Solid Surface top	USD \$	611.31

HUT184216B

DESCRIPTION –

Freestanding table, rectangle



DIMENSIONS –

Width 42	Cubic Feet 7
Depth 18	Ship Weight 36.5
Height 16	

HUT184216B	Laminate top	USD \$	564.07
HUT184216B-S	Corian® Solid Surface top	USD \$	767.28

HUXLEY

Attesa

Modular Seating Collection

When ordering this product, specification codes must be added to unit Model Number, as shown below.

NOTE: Upholstery and/or additional options must be specified separately.



LEG
FINISH -

Attesa

MODEL
NUMBER -

LEG
FINISH -

AM100-AL-CH

Wood	Metal
AR Aria	GM Gunmetal
CL Candlelight	MB Metallic Beige
CN Chestnut	SB Smooth Black
CH Chocolate	SS Smooth Silver
DV Dolce Vita	TB Textured Black
GR Grenada	TN Textured Nickel
HM Hard Rock Maple	
HA Havana	
PA Palomino	
PE Pebble	
SA Sand	
WC White Chocolate	

Attesa

Modular Seating Collection

Different fabrics may be specified on the seat and on the back. In this case, use the higher grade of the two. No additional upcharge applies. All prices are in US dollars (USD).

AM100-AL

DESCRIPTION –

Single Chair



DIMENSIONS –

Width	23
Depth	28
Height	32
Seat Depth	18
Seat Height	18
COM Yard Back	1.25
COM Yard Seat	1
Cubic Feet	14
Ship Weight	45

OPTIONS –

Moisture barrier	+35.54
Ganging bracket	+20.07
A/C receptacle with USB port	+206.98



POWER WITH 2 USB PORTS

MODEL NO.	COM/1	2	3	4	5	6	7	8
AM100-AL	779.41	843.80	907.78	972.58	1036.98	1101.37	1165.76	1230.16

AM200-AL

DESCRIPTION –

Two-seat



DIMENSIONS –

Width	46
Depth	28
Height	32
Seat Depth	18
Seat Height	18
COM Yard Back	2.5
COM Yard Seat	2
Cubic Feet	27
Ship Weight	78

OPTIONS –

Moisture barrier	+35.54
Ganging bracket	+20.07
A/C receptacle with USB port	+206.98



POWER WITH 2 USB PORTS

MODEL NO.	COM/1	2	3	4	5	6	7	8
AM200-AL	967.99	1097.19	1226.81	1356.02	1485.64	1614.84	1744.89	1873.67

Attesa

Attesa

Modular Seating Collection

Different fabrics may be specified on the seat and on the back. In this case, use the higher grade of the two. No additional upcharge applies. All prices are in US dollars (USD).

AMB-SPB

DESCRIPTION –

Spacer Bench, upholstered



DIMENSIONS –

Width	23
Depth	28
Height	18
Seat Depth	28
Seat Height	18
COM Yard	1.5
Cubic Feet	8
Ship Weight	34

OPTIONS –

Moisture barrier	+71.08
Ganging bracket	+20.07
A/C receptacle with USB port	+206.98



POWER WITH 2 USB PORTS

MODEL NO.	COM/1	2	3	4	5	6	7	8
AMB-SPB	437.37	480.44	523.51	566.58	609.64	652.72	696.20	738.85

AM-CRB

DESCRIPTION –

Corner Bench, upholstered



DIMENSIONS –

Width	30
Depth	30
Height	18
Seat Depth	28
Seat Height	18
COM Yard	2
Cubic Feet	11
Ship Weight	43

OPTIONS –

Moisture barrier	+71.08
Ganging bracket	+20.07
A/C receptacle with USB port	+206.98



POWER WITH 2 USB PORTS

MODEL NO.	COM/1	2	3	4	5	6	7	8
AM-CRB	612.57	667.35	721.70	776.06	831.25	885.61	940.39	995.16

Attesa

Attesa

Modular Seating Collection

Different fabrics may be specified on the seat and on the back. In this case, use the higher grade of the two. No additional upcharge applies. All prices are in US dollars (USD).

AMB-200

DESCRIPTION –

Two-seat Bench, upholstered



DIMENSIONS –

Width	46
Depth	28
Height	18
Seat Depth	28
Seat Height	18
COM Yard	2.5
Cubic Feet	15
Ship Weight	61

OPTIONS –

Moisture barrier	+71.08
Ganging bracket	+20.07
A/C receptacle with USB port	+206.98



POWER WITH 2
USB PORTS

MODEL NO.	COM/1	2	3	4	5	6	7	8
AMB-200	649.78	720.45	793.62	865.96	937.46	1009.38	1082.14	1155.31

Attesa

Attesa

Modular Seating Collection

Different fabrics may be specified on the seat and on the back. In this case, use the higher grade of the two. No additional upcharge applies. All prices are in US dollars (USD).

Attesa

AMR30-IN

DESCRIPTION –

30° Curve, inside



DIMENSIONS –

Width	35
Depth	29
Height	31.5
Seat Width	20–29.5
Seat Depth	18
Seat Height	18
COM Yard Back	2
COM Yard Seat	2
Cubic Feet	21
Ship Weight	61

OPTIONS –

Moisture barrier	+71.08
Ganging bracket	+20.07
A/C receptacle with USB port	+206.98



POWER WITH 2 USB PORTS

MODEL NO.	COM/1	2	3	4	5	6	7	8
AMR30-IN	857.18	948.76	1041.16	1133.15	1225.14	1317.13	1409.54	1501.53

Attesa

Modular Seating Collection

Different fabrics may be specified on the seat and on the back. In this case, use the higher grade of the two. No additional upcharge applies. All prices are in US dollars (USD).

AMR30-OUT

DESCRIPTION –

30° Curve, outside



DIMENSIONS –

Width 35
Depth 29
Height 31.5
Seat Width 25.5–34.5
Seat Depth 18
Seat Height 18
COM Yard Back 1.5
COM Yard Seat 2
Cubic Feet 21
Ship Weight 52

OPTIONS –

Moisture barrier	+71.08
Ganging bracket	+20.07
A/C receptacle with USB port	+206.98



POWER WITH 2
USB PORTS

MODEL NO.	COM/1	2	3	4	5	6	7	8
AMR30-OUT	857.18	948.76	1041.16	1133.15	1225.14	1317.13	1409.54	1501.53

AMR45-IN

DESCRIPTION –

45° Curve, inside



DIMENSIONS –

Width 41
Depth 30
Height 31.5
Seat Width 20–33.5
Seat Depth 18
Seat Height 18
COM Yard Back 2
COM Yard Seat 2
Cubic Feet 25
Ship Weight 65

OPTIONS –

Moisture barrier	+71.08
Ganging bracket	+20.07
A/C receptacle with USB port	+206.98



POWER WITH 2
USB PORTS

MODEL NO.	COM/1	2	3	4	5	6	7	8
AMR45-IN	975.93	1076.71	1177.47	1278.25	1378.60	1478.95	1579.72	1680.49

Attesa

Attesa

Modular Seating Collection

Different fabrics may be specified on the seat and on the back. In this case, use the higher grade of the two. No additional upcharge applies. All prices are in US dollars (USD).

AMR45-OUT

DESCRIPTION –

45° Curve, outside



DIMENSIONS –

Width 38.5
Depth 30
Height 31.5
Seat Width 25–38.5
Seat Depth 18
Seat Height 18
COM Yard Back 1.5
COM Yard Seat 2
Cubic Feet 24
Ship Weight 52

OPTIONS –

Moisture barrier	+71.08
Ganging bracket	+20.07
A/C receptacle with USB port	+206.98



POWER WITH 2
USB PORTS

MODEL NO.	COM/1	2	3	4	5	6	7	8
AMR45-OUT	975.93	1076.71	1177.47	1278.25	1378.60	1478.95	1579.72	1680.49

AMR60-IN

DESCRIPTION –

60° Curve, inside



DIMENSIONS –

Width 67.5
Depth 33
Height 31.5
Seat Width 39–57
Seat Depth 18
Seat Height 18
COM Yard Back 4.5
COM Yard Seat 2.5
Cubic Feet 44
Ship Weight 100

OPTIONS –

Moisture barrier	+71.08
Ganging bracket	+20.07
A/C receptacle with USB port	+206.98



POWER WITH 2
USB PORTS

MODEL NO.	COM/1	2	3	4	5	6	7	8
AMR60-IN	1295.81	1480.20	1664.18	1847.75	2031.73	2215.71	2400.10	2584.08

Attesa

Attesa

Modular Seating Collection

Different fabrics may be specified on the seat and on the back. In this case, use the higher grade of the two. No additional upcharge applies. All prices are in US dollars (USD).

AMR60-OUT

DESCRIPTION –

60° Curve, outside



DIMENSIONS –

Width	67.5
Depth	33
Height	31.5
Seat Width	48.5–67.5
Seat Depth	18
Seat Height	18
COM Yard Back	3.5
COM Yard Seat	3
Cubic Feet	89
Ship Weight	92

OPTIONS –

Moisture barrier	+71.08
Ganging bracket	+20.07
A/C receptacle with USB port	+206.98



POWER WITH 2 USB PORTS

MODEL NO.	COM/1	2	3	4	5	6	7	8
AMR60-OUT	1295.81	1480.20	1664.18	1847.75	2031.73	2215.71	2400.10	2584.08

AMR90-IN

DESCRIPTION –

90° Curve, inside



DIMENSIONS –

Width	74
Depth	35.5
Height	31.5
Seat Width	34.5–59.5
Seat Depth	18
Seat Height	18
COM Yard Back	5
COM Yard Seat	3
Cubic Feet	91
Ship Weight	107

OPTIONS –

Moisture barrier	+71.08
Ganging bracket	+20.07
A/C receptacle with USB port	+206.98



POWER WITH 2 USB PORTS

MODEL NO.	COM/1	2	3	4	5	6	7	8
AMR90-IN	1478.12	1673.80	1869.07	2064.76	2260.03	2456.13	2651.82	2847.09

Attesa

Attesa

Modular Seating Collection

Different fabrics may be specified on the seat and on the back. In this case, use the higher grade of the two. No additional upcharge applies. All prices are in US dollars (USD).

AMR90-OUT

DESCRIPTION –

90° Curve, outside



DIMENSIONS –

Width	68.5
Depth	34.5
Height	31.5
Seat Width	43.5–68.5
Seat Depth	18
Seat Height	18
COM Yard Back	4
COM Yard Seat	3.5
Cubic Feet	91
Ship Weight	84

OPTIONS –

Moisture barrier	+71.08
Ganging bracket	+20.07
A/C receptacle with USB port	+206.98



POWER WITH 2 USB PORTS

MODEL NO.	COM/1	2	3	4	5	6	7	8
AMR90-OUT	1478.12	1673.80	1869.07	2064.76	2260.03	2456.13	2651.82	2847.09

AMB30

DESCRIPTION –

30° Curve Bench



DIMENSIONS –

Width	35
Depth	29
Height	18
Seat Width	20–34.5
Seat Depth	28
Seat Height	18
COM Yard Seat	2.5
Cubic Feet	25
Ship Weight	38

OPTIONS –

Moisture barrier	+71.08
Ganging bracket	+20.07
A/C receptacle with USB port	+206.98



POWER WITH 2 USB PORTS

MODEL NO.	COM/1	2	3	4	5	6	7	8
AMB30	458.70	530.62	602.95	674.87	746.38	818.30	889.79	962.55

Attesa

Attesa

Modular Seating Collection

Different fabrics may be specified on the seat and on the back. In this case, use the higher grade of the two. No additional upcharge applies. All prices are in US dollars (USD).

AMB45

DESCRIPTION –

45° Curve Bench



DIMENSIONS –

Width	41.5
Depth	30
Height	18
Seat Width	20–41–5
Seat Depth	28
Seat Height	18
COM Yard Seat	2.5
Cubic Feet	15
Ship Weight	40

OPTIONS –

Moisture barrier	+71.08
Ganging bracket	+20.07
A/C receptacle with USB port	+206.98



POWER WITH 2 USB PORTS

MODEL NO.	COM/1	2	3	4	5	6	7	8
AMB45	526.44	597.93	669.85	742.20	814.12	885.61	957.53	1029.87

AMB60

DESCRIPTION –

60° Curve Bench



DIMENSIONS –

Width	67.5
Depth	33
Height	18
Seat Width	39–67.5
Seat Depth	28
Seat Height	18
COM Yard Seat	3.5
Cubic Feet	52
Ship Weight	61

OPTIONS –

Moisture barrier	+71.08
Ganging bracket	+20.07
A/C receptacle with USB port	+206.98



POWER WITH 2 USB PORTS

MODEL NO.	COM/1	2	3	4	5	6	7	8
AMB60	764.78	857.18	948.76	1041.16	1133.15	1225.14	1317.55	1409.54

Attesa

Attesa

Modular Seating Collection

Different fabrics may be specified on the seat and on the back. In this case, use the higher grade of the two. No additional upcharge applies. All prices are in US dollars (USD).

AMB90

DESCRIPTION –

90° Curve Bench



DIMENSIONS –

Width	74
Depth	35.5
Height	18
Seat Width	34.5-74
Seat Depth	28
Seat Height	18
COM Yard Seat	3.5
Cubic Feet	31
Ship Weight	63

OPTIONS –

Moisture barrier	+71.08
Ganging bracket	+20.07
A/C receptacle with USB port	+206.98



POWER WITH 2 USB PORTS

MODEL NO.	COM/1	2	3	4	5	6	7	8
AMB90	1003.53	1095.94	1187.51	1279.92	1371.49	1463.90	1555.47	1647.88

AMB-CB

DESCRIPTION –

90° Curve Corner Bench



DIMENSIONS –

Width	31.25
Depth	31.25
Height	18
Seat Width	4.5-44
Seat Depth	28
COM Yard Seat	3
Cubic Feet	12
Ship Weight	49

OPTIONS –

Moisture barrier	+71.08
Ganging bracket	+20.07
A/C receptacle with USB port	+206.98



POWER WITH 2 USB PORTS

MODEL NO.	COM/1	2	3	4	5	6	7	8
AMB-CB	543.58	629.71	716.27	801.98	888.54	974.68	1061.23	1147.79

Attesa

Attesa

Modular Seating Collection

Different fabrics may be specified on the seat and on the back. In this case, use the higher grade of the two. No additional upcharge applies. All prices are in US dollars (USD).

Attesa

AM200PA

DESCRIPTION –

Privacy Booth



DIMENSIONS –

Width	46
Depth	28.5
Height	46
Seat Width	44.5
Seat Depth	18
Seat Height	18
COM Yard Outside Back	1.75
COM Yard Inside Back	2
COM Yard Headrest	1.5
COM Yard Seat	2
COM Yard Side Panels	4
Cubic Feet	39
Ship Weight	145

OPTIONS –

Moisture barrier	+71.08
A/C receptacle with USB port	+206.98



POWER WITH 2 USB PORTS

MODEL NO.	COM/1	2	3	4	5	6	7	8
AM200PA	1852.77	2111.17	2370.42	2628.83	2888.07	3146.48	3405.30	3664.54

AM200-OB-BPU

DESCRIPTION –

Booth, upholstered back



DIMENSIONS –

Width	46
Depth	28.5
Height	46.25
Seat Depth	18
Seat Height	18
COM Yard Inside Back	1
COM Yard Outside Back	1.75
COM Yard Headrest	1
COM Yard Seat	2
Cubic Feet	39
Ship Weight	127

OPTIONS –

Moisture barrier	+71.08
A/C receptacle with USB port	+206.98
Shelf with black brackets (-SH)	+206.98



POWER WITH 2 USB PORTS



SHelf WITH BLACK BRACKETS
W 38.25 D 10.25 H 38.25

MODEL NO.	COM/1	2	3	4	5	6	7	8
AM200-OB-BPU	1716.87	1854.85	1992.84	2131.24	2268.81	2406.79	2544.78	2683.18

Attesa

Modular Seating Collection

Different fabrics may be specified on the seat and on the back. In this case, use the higher grade of the two. No additional upcharge applies. All prices are in US dollars (USD).

AM200-OB-BPL

DESCRIPTION –

Booth, laminated back



DIMENSIONS –

Width 46
Depth 28.5
Height 46.25
Seat Depth 18
Seat Height 18
COM Yard Inside Back 1
COM Yard Headrest 1
COM Yard Seat 2
Cubic Feet 39
Ship Weight 127

OPTIONS –

Moisture barrier	+71.08
A/C receptacle with USB port	+206.98
Shelf with black brackets (-SH)	+206.98



POWER WITH 2
USB PORTS



SHELF WITH
BLACK BRACKETS
W 38.25 D 10.25 H 38.25

MODEL NO.	COM/1	2	3	4	5	6	7	8
AM200-OB-BPL	1782.93	1887.47	1992.42	2096.96	2201.90	2306.44	2411.40	2515.93

Attesa

Attesa

Occasional Table Collection

AM-CT-R

DESCRIPTION –

Corner Table, 90° Radius



DIMENSIONS –

Width 29.5

Depth 29.5

Height 15.5

Cubic Feet 8

OPTIONS –

A/C receptacle with USB port +206.98



POWER WITH 2
USB PORTS

AM-CT-R	Laminate	USD \$	968.83
----------------	----------	--------	--------

AM-SQ-SP

DESCRIPTION –

Square Spacer Table



DIMENSIONS –

Width 23

Depth 23

Height 15.5

Cubic Feet 5

OPTIONS –

A/C receptacle with USB port +206.98



POWER WITH 2
USB PORTS

AM-SQ-SP	Laminate	USD \$	606.72
-----------------	----------	--------	--------

AM-SQ-CT

DESCRIPTION –

Square Corner Table



DIMENSIONS –

Width 30

Depth 30

Height 15.5

Cubic Feet 8

OPTIONS –

A/C receptacle with USB port +206.98



POWER WITH 2
USB PORTS

AM-SQ-CT	Laminate	USD \$	746.38
-----------------	----------	--------	--------

Attesa

Attesa Jr.

Children's Furniture Collection

All prices are in US dollars (USD).

AJR30

DESCRIPTION –

30° Curve Bench



DIMENSIONS –

Width 33
Depth 25.5
Height 13
COM Yard 1.5
Cubic Feet 6
Ship Weight 34

OPTIONS –

Moisture barrier	+35.54
Ganging bracket	+20.07

MODEL NO.	COM/1	2	3	4	5	6	7	8
AJR30	402.25	441.97	482.12	521.83	561.97	602.12	642.26	683.23

AJR45

DESCRIPTION –

45° Curve Bench



DIMENSIONS –

Width 38.75
Depth 26.5
Height 13
COM Yard 1.75
Cubic Feet 8
Ship Weight 37

OPTIONS –

Moisture barrier	+35.54
Ganging bracket	+20.07

MODEL NO.	COM/1	2	3	4	5	6	7	8
AJR45	422.32	464.97	507.62	550.27	593.34	635.57	678.22	720.87

AJR60

DESCRIPTION –

60° Curve Bench



DIMENSIONS –

Width 63.5
Depth 29.5
Height 13
COM Yard 3
Cubic Feet 14
Ship Weight 58

OPTIONS –

Moisture barrier	+50.18
Ganging bracket	+20.07

MODEL NO.	COM/1	2	3	4	5	6	7	8
AJR60	646.03	720.45	795.29	869.72	944.57	1019.00	1093.43	1168.27

Attesa Jr.

Attesa Jr.

Children's Furniture Collection

All prices are in US dollars (USD).

AJR2424

DESCRIPTION –

24" Square



DIMENSIONS –

Width 24
Depth 24
Height 13
COM Yard 1.25
Cubic Feet 4
Ship Weight 32

OPTIONS –

Moisture barrier	+25.09
Ganging bracket	+20.07

MODEL NO.	COM/1	2	3	4	5	6	7	8
AJR2424	351.66	383.85	415.63	447.83	480.02	511.80	544.00	575.78

AJRS

DESCRIPTION –

24" Circle



DIMENSIONS –

Width 24
Depth 24
Height 13
COM Yard 1.25
Cubic Feet 3
Ship Weight 17

OPTIONS –

Moisture barrier	+25.09
------------------	--------

MODEL NO.	COM/1	2	3	4	5	6	7	8
AJRS	351.66	383.85	415.63	447.83	480.02	511.80	544.00	575.78

Attesa Jr.

Rosetta

Modular Seating Collection

When ordering this product, specification codes must be added to unit Model Number, as shown below.

NOTE: Upholstery and/or additional options must be specified separately.



Rosetta

MODEL
NUMBER -

RM100-AL-BHP

Rosetta

Modular Seating Collection

Different fabrics may be specified on the seat and on the back. In this case, use the higher grade of the two. No additional upcharge applies. All prices are in US dollars (USD).

RM100-AL-BHP

DESCRIPTION –

Single Chair



DIMENSIONS –

Width 23
Depth 28
Height 32
Seat Width 18
Seat Depth 18
Seat Height 18
COM Yard 2.25
COM Yard Back 1.25
COM Yard Seat 1
Cubic Feet 14
Ship Weight 74

OPTIONS –

Moisture barrier	+35.54
Ganging bracket	+41.39

MODEL NO.	COM/1	2	3	4	5	6	7	8
RM100-AL-BHP	1019.42	1080.46	1340.54	1203.40	1264.87	1325.91	1387.38	1448.85

RM200-AL-BHP

DESCRIPTION –

Two-seat



DIMENSIONS –

Width 46
Depth 28
Height 32
Seat Width 46
Seat Height 18
Seat Depth 18
COM Yard 4.5
COM Yard Back 2.5
COM Yard Seat 2
Cubic Feet 27
Ship Weight 141

OPTIONS –

Moisture barrier	+71.08
Ganging bracket	+41.39

MODEL NO.	COM/1	2	3	4	5	6	7	8
RM200-AL-BHP	1442.99	1565.92	1689.27	1812.62	1935.97	2059.32	2182.67	2306.03

Rosetta

Rosetta

Modular Seating Collection

Different fabrics may be specified on the seat and on the back. In this case, use the higher grade of the two. No additional upcharge applies. All prices are in US dollars (USD).

RMB-SPB-BHP

DESCRIPTION –

Spacer Bench



DIMENSIONS –

Width 23
Depth 28
Height 18
Seat Width 23
Seat Depth 18
Seat Height 18
COM Seat 1.5
Cubic Feet 8
Ship Weight 63

OPTIONS –

Moisture barrier	+50.17
Ganging bracket	+41.39

MODEL NO.	COM/1	2	3	4	5	6	7	8
RMB-SPB-BHP	697.45	738.02	779.41	820.38	861.36	902.76	943.74	984.72

RMB-200-BHP

DESCRIPTION –

Two-seat Bench



DIMENSIONS –

Width 46
Depth 28
Height 18
Seat Width 46
Seat Depth 18
Seat Height 18
COM Seat 2.5
Cubic Feet 15
Ship Weight 124

OPTIONS –

Moisture barrier	+50.17
Ganging bracket	+41.39

MODEL NO.	COM/1	2	3	4	5	6	7	8
RMB-200-BHP	1140.26	1208.41	1276.57	1345.56	1413.72	1482.71	1550.87	1619.02

Rosetta

Rosetta

Modular Seating Collection

Different fabrics may be specified on the seat and on the back. In this case, use the higher grade of the two. No additional upcharge applies. All prices are in US dollars (USD).

RMR30-IN-BHP

DESCRIPTION –

30° Curve, inside



DIMENSIONS –

Width 35
Depth 29
Height 31.5
Seat Width 20–29.5
Seat Depth 18
Seat Height 18
COM Yard 4
COM Yard Back 2
COM Yard Seat 2
Cubic Feet 21
Ship Weight 97

OPTIONS –

Moisture barrier	+35.54
Ganging bracket	+41.39

MODEL NO.	COM/1	2	3	4	5	6	7	8
RMR30-IN-BHP	1156.56	1252.32	1348.07	1443.83	1539.58	1635.75	1731.51	1827.68

RMR45-IN-BHP

DESCRIPTION –

45° Curve, inside



DIMENSIONS –

Width 41
Depth 30
Height 31.5
Seat Width 20–33.5
Seat Depth 18
Seat Height 18
COM Yard 4
COM Yard Back 2
COM Yard Seat 2
Cubic Feet 25
Ship Weight 106

OPTIONS –

Moisture barrier	+35.54
Ganging bracket	+41.39

MODEL NO.	COM/1	2	3	4	5	6	7	8
RMR45-IN-BHP	1443.83	1539.58	1635.75	1731.51	1827.25	1923.01	2018.76	2114.52

Rosetta

Rosetta

Modular Seating Collection

Different fabrics may be specified on the seat and on the back. In this case, use the higher grade of the two. No additional upcharge applies. All prices are in US dollars (USD).

RMR30-OUT-BHP

DESCRIPTION –

30° Curve, outside



DIMENSIONS –

Width 35
Depth 29
Height 31.5
Seat Width 25.5–34.5
Seat Depth 18
Seat Height 18
COM Yard 3.5
COM Yard Back 1.5
COM Yard Seat 2
Cubic Feet 21
Ship Weight 88

OPTIONS –

Moisture barrier	+35.54
Ganging bracket	+41.39

MODEL NO.	COM/1	2	3	4	5	6	7	8
RMR30-OUT-BHP	1156.56	1252.32	1348.07	1443.83	1539.58	1635.75	1731.51	1827.68

RMR45-OUT-BHP

DESCRIPTION –

45° Curve, outside



DIMENSIONS –

Width 38.5
Depth 30
Height 31.5
Seat Width 25–38.5
Seat Depth 18
Seat Height 18
COM Seat 3.5
COM Yard Back 1.5
COM Yard Seat 2
Cubic Feet 24
Ship Weight 89

OPTIONS –

Moisture barrier	+35.54
Ganging bracket	+41.39

MODEL NO.	COM/1	2	3	4	5	6	7	8
RMR45-OUT-BHP	1435.04	1530.80	1626.55	1722.31	1818.48	1914.23	2009.98	2105.73

Rosetta

Rosetta

Modular Seating Collection

Different fabrics may be specified on the seat and on the back. In this case, use the higher grade of the two. No additional upcharge applies. All prices are in US dollars (USD).

RMB30-BHP

DESCRIPTION –

30° Curve Bench



DIMENSIONS –

Width 35
Depth 29
Height 18
Seat Width 20-34.5
Seat Depth 28
Seat Height 18
COM Yard Seat 2.5
Cubic Feet 12
Ship Weight 74

OPTIONS –

Moisture barrier	+35.54
Ganging bracket	+41.39

MODEL NO.	COM/1	2	3	4	5	6	7	8
RMB30-BHP	845.89	914.47	983.04	1051.19	1119.77	1188.34	1256.92	1325.08

RMB45-BHP

DESCRIPTION –

45° Curve Bench



DIMENSIONS –

Width 41.5
Depth 30
Height 18
Seat Width 20-41.5
Seat Depth 28
Seat Height 18
COM Yard Seat 2.5
Cubic Feet 15
Ship Weight 81

OPTIONS –

Moisture barrier	+35.54
Ganging bracket	+41.39

MODEL NO.	COM/1	2	3	4	5	6	7	8
RMB45-BHP	1024.02	1092.17	1158.66	1229.32	1297.48	1366.47	1434.63	1502.78

Rosetta

Rosetta

Modular Seating Collection

Different fabrics may be specified on the seat and on the back. In this case, use the higher grade of the two. No additional upcharge applies. All prices are in US dollars (USD).

RM-RT-BHP

DESCRIPTION –

Rectangular Table



DIMENSIONS –

Width 23
Depth 28
Height 15.5
Cubic Feet 6
Ship Weight 94

OPTIONS –

RM-RT-BHP	Marmoleum™ with solid surface top	USD \$	1752.41
------------------	-----------------------------------	--------	---------

RM-SQ-BHP

DESCRIPTION –

Square Table



DIMENSIONS –

Width 28
Depth 28
Height 15.5
Cubic Feet 8
Ship Weight 114

OPTIONS –

RM-SQ-BHP	Marmoleum™ with solid surface top	USD \$	1974.03
------------------	-----------------------------------	--------	---------

Rosetta

Jensen

Lounge Seating Collection

When ordering this product, specification codes must be added to unit Model Number, as shown below.

NOTE: Upholstery and/or additional options must be specified separately.



Jensen

MODEL
NUMBER -

METAL FRAME
FINISH -

ARM CAP
FINISHES -

JEL124-OA-SS -PG

GM Gunmetal	Wood	Polyurethane
MB Metallic Beige	AR Aria	PB Black
SB Smooth Black	CL Candlelight	PG Grey
SS Smooth Silver	CN Chestnut	PT Taupe
TB Textured Black	CH Chocolate	
TN Textured Nickel	DV Dolce Vita	
	GR Grenada	
	HM Hard Rock Maple	
	HA Havana	
	PA Palomino	
	PE Pebble	
	SA Sand	
	WC White Chocolate	

Jensen

Lounge Seating Collection

Different fabrics may be specified on the seat and back. In this case, use the higher grade of the two. As a standard, closed arms will match the back fabric selection unless specified otherwise. No additional upcharge applies. All prices are in US dollars (USD).

JEL124-OA

DESCRIPTION –

Single Chair

With open arms

24" seat width



DIMENSIONS –

Width 27.5

Depth 28.5

Height 34

Seat Width 24

Seat Depth 19

Seat Height 18

Arm Height 26

COM Yard Back 1.25

COM Yard Seat 1

Cubic Feet 19

Ship Weight 53

OPTIONS –

Moisture barrier +50.18

Wood arm caps +0

Polyurethane arm caps +0

Corian® Solid Surface arm caps +290.60

MODEL NO.	COM/1	2	3	4	5	6	7	8
JEL124-OA	802.41	912.37	1021.92	1131.48	1240.61	1350.58	1459.72	1569.27

JEL124-CA

DESCRIPTION –

Single Chair

With closed arms

24" seat width



DIMENSIONS –

Width 27.5

Depth 28.5

Height 34

Seat Width 24

Seat Depth 19

Seat Height 18

Arm Height 26

COM Yard Back 1.25

COM Yard Seat 1

COM Yard Arms 1

Cubic Feet 19

Ship Weight 60

OPTIONS –

Moisture barrier +50.18

Wood arm caps +0

Polyurethane arm caps +0

Corian® Solid Surface arm caps +290.60

MODEL NO.	COM/1	2	3	4	5	6	7	8
JEL124-CA	983.88	1123.54	1263.19	1402.43	1542.51	1682.17	1821.40	1961.06



Jensen

Lounge Seating Collection

Different fabrics may be specified on the seat and back. In this case, use the higher grade of the two. As a standard, closed arms will match the back fabric selection unless specified otherwise. No additional upcharge applies. All prices are in US dollars (USD).

JEL131-OA

DESCRIPTION –

Single Chair

With open arms

31" seat width



DIMENSIONS –

Width 34.25

Depth 28.5

Height 34

Seat Width 31

Seat Depth 19

Seat Height 18

Arm Height 26

COM Yard Back 1.5

COM Yard Seat 1

Cubic Feet 24

Ship Weight 61

OPTIONS –

Moisture barrier +76.26

Wood arm caps +0

Polyurethane arm caps +0

Corian® Solid Surface arm caps +290.60

MODEL NO.	COM/1	2	3	4	5	6	7	8
JEL131-OA	994.75	1170.78	1347.23	1523.69	1700.14	1876.59	2052.63	2229.09

JEL131-CA

DESCRIPTION –

Single Chair

With closed arms

31" seat width



DIMENSIONS –

Width 34.25

Depth 28.5

Height 34

Seat Width 31

Seat Depth 19

Seat Height 18

Arm Height 26

COM Yard Back 1.5

COM Yard Seat 1

COM Yard Arms 1

Cubic Feet 24

Ship Weight 69

OPTIONS –

Moisture barrier +76.26

Wood arm caps +0

Polyurethane arm caps +0

Corian® Solid Surface arm caps +290.60

MODEL NO.	COM/1	2	3	4	5	6	7	8
JEL131-CA	1175.80	1381.94	1588.92	1795.06	2001.62	2208.59	2414.74	2621.71

Jensen

Jensen

Lounge Seating Collection

Different fabrics may be specified on the seat and back. In this case, use the higher grade of the two. As a standard, closed arms will match the back fabric selection unless specified otherwise. No additional upcharge applies. All prices are in US dollars (USD).

JEL224-OA

DESCRIPTION –

Two-seat

With open arms

24" seat width



DIMENSIONS –

Width 51.5

Depth 28.5

Height 34

Seat Width 24

Seat Depth 19

Seat Height 18

Arm Height 26

COM Yard Back 2.5

COM Yard Seat 2

Cubic Feet 32

Ship Weight 95

OPTIONS –

Moisture barrier +100.35

Wood arm caps +0

Polyurethane arm caps +0

Corian® Solid Surface arm caps +290.60

MODEL NO.	COM/1	2	3	4	5	6	7	8
JEL224-OA	1348.91	1560.07	1771.22	1981.96	2193.13	2404.28	2615.02	2825.76

JEL224-CA

DESCRIPTION –

Two-seat

With closed arms

24" seat width



DIMENSIONS –

Width 51.5

Depth 28.5

Height 34

Seat Width 24

Seat Depth 19

Seat Height 18

Arm Height 26

COM Yard Back 2.5

COM Yard Seat 2

COM Yard Arms 1

Cubic Feet 32

Ship Weight 103

OPTIONS –

Moisture barrier +100.35

Wood arm caps +0

Polyurethane arm caps +0

Corian® Solid Surface arm caps +290.60

MODEL NO.	COM/1	2	3	4	5	6	7	8
JEL224-CA	1529.54	1771.22	2012.07	2253.75	2494.60	2736.28	2976.72	3218.40

Jensen

Jensen

Lounge Seating Collection

Different fabrics may be specified on the seat and back. In this case, use the higher grade of the two. As a standard, closed arms will match the back fabric selection unless specified otherwise. No additional upcharge applies. All prices are in US dollars (USD).

JEL324-OA

DESCRIPTION –

Three-seat

With open arms

24" seat width



DIMENSIONS –

Width 75.75

Depth 28.5

Height 34

Seat Width 24

Seat Depth 19

Seat Height 18

Arm Height 26

COM Yard Back 3.75

COM Yard Seat 3

Cubic Feet 45

Ship Weight 134

OPTIONS –

Moisture barrier +150.53

Wood arm caps +0

Polyurethane arm caps +0

Corian® Solid Surface arm caps +290.60

MODEL NO.	COM/1	2	3	4	5	6	7	8
JEL324-OA	1833.94	2144.20	2454.88	2765.55	3075.81	3386.90	3696.75	4007.42

JEL324-CA

DESCRIPTION –

Three-seat

With closed arms

24" seat width



DIMENSIONS –

Width 75.75

Depth 28.5

Height 34

Seat Width 24

Seat Depth 19

Seat Height 18

Arm Height 26

COM Yard Back 3.75

COM Yard Seat 3

COM Yard Arms 1

Cubic Feet 45

Ship Weight 142

OPTIONS –

Moisture barrier +150.53

Wood arm caps +0

Polyurethane arm caps +0

Corian® Solid Surface arm caps +290.60

MODEL NO.	COM/1	2	3	4	5	6	7	8
JEL324-CA	2014.17	2355.37	2695.73	3036.93	3377.70	3718.07	4058.85	4399.63

Jensen

Verona

Lounge Seating Collection

When ordering this product, specification codes must be added to unit Model Number, as shown below.

NOTE: Upholstery and/or additional options must be specified separately.



WOOD LEG
FINISH -

Verona

MODEL
NUMBER -

WOOD LEG
FINISH -

VEL100 -HM

- AR** Aria
- CL** Candlelight
- CN** Chestnut
- CH** Chocolate
- DV** Dolce Vita
- GR** Grenada
- HM** Hard Rock Maple
- HA** Havana
- PA** Palomino
- PE** Pebble
- SA** Sand
- WC** White Chocolate

Verona

Lounge Seating Collection

Different fabrics may be specified on the seat and on the back. In this case, use the higher grade of the two. No additional upcharge applies. All prices are in US dollars (USD).

VEL100

DESCRIPTION –

Single Chair



DIMENSIONS –

Width 28
Depth 28
Height 36
Seat Width 20
Seat Depth 20
Seat Height 19
Arm Height 25
COM Yard Band 2.25
COM Yard Chair (with Band) 3.5
COM Yard Chair (w/out Band) 4.5
COM Yard Back/Arms (w/out Band) 4
COM Yard Seat (w/out Band) 0.75
Cubic Feet 18

OPTIONS –

Moisture barrier	+71.08
Metal legs	N/A

MODEL NO.	COM/1	2	3	4	5	6	7	8
VEL100	1052.45	1234.76	1422.09	1608.57	1803.84	2001.20	2198.15	2395.08

VEL200

DESCRIPTION –

Two-seat



DIMENSIONS –

Width 58
Depth 28
Height 36
Seat Width 44
Seat Depth 20
Seat Height 19
Arm Height 25
COM Yard Band 3
COM Yard Chair (with Band) 6.5
COM Yard Chair (w/out Band) 7.5
COM Yard Back/Arms (w/out Band) 6
COM Yard Seat (w/out Band) 1.5
Cubic Feet 33

OPTIONS –

Moisture barrier	+106.62
Metal legs	N/A

MODEL NO.	COM/1	2	3	4	5	6	7	8
VEL200	1517.00	1799.24	2085.66	2377.52	2674.40	2976.72	3278.61	3581.34

Verona

Verona

Lounge Seating Collection

Different fabrics may be specified on the seat and on the back. In this case, use the higher grade of the two. No additional upcharge applies. All prices are in US dollars (USD).

VEL300

DESCRIPTION –

Three-seat



DIMENSIONS –

Width	76
Depth	28
Height	36
Seat Width	68
Seat Depth	20
Seat Height	19
Arm Height	25
COM Yard Band	3.5
COM Yard Chair (with Band)	9.5
COM Yard Chair (w/out Band)	10.75
COM Yard Back/Arms (w/out Band)	10
COM Yard Seat (w/out Band)	2.2
Cubic Feet	49

OPTIONS –

Moisture barrier	+142.17
Metal legs	N/A

MODEL NO.	COM/1	2	3	4	5	6	7	8
VEL300	2024.61	2357.87	2697.40	3042.36	3393.59	3751.52	4109.44	4466.95

Verona

Kalarne

Lounge Seating Collection

When ordering this product, specification codes must be added to unit Model Number, as shown below.

NOTE: Upholstery and/or additional options must be specified separately.



WOOD LEG
FINISH -

Kalarne

MODEL
NUMBER -

WOOD LEG
FINISH -

KAL121F -RC

- AR** Aria
- CL** Candlelight
- CN** Chestnut
- CH** Chocolate
- DV** Dolce Vita
- GR** Grenada
- HM** Hard Rock Maple
- HA** Havana
- PA** Palomino
- PE** Pebble
- SA** Sand
- WC** White Chocolate

Kalarne

Lounge Seating Collection

Different fabrics may be specified on the seat and on the back. In this case, use the higher grade of the two. No additional upcharge applies. All prices are in US dollars (USD).

KAL121F

DESCRIPTION –

Single Chair



DIMENSIONS –

Width 29
Depth 31.5
Height 34.5
Seat Width 20.5
Seat Depth 19
Seat Height 17.5
Arm Height 23.5
COM Yard Back 1.5
COM Yard Seat 1
COM Yard Arms 1.5
COM Yard Front Panel 0.5
Cubic Feet 19
Ship Weight 75

OPTIONS –

Moisture barrier	+71.08
Metal legs	N/A

MODEL NO.	COM/1	2	3	4	5	6	7	8
KAL121F	968.40	1146.95	1324.24	1502.37	1679.66	1858.20	2035.91	2213.61

KAL150F

DESCRIPTION –

Two-seat



DIMENSIONS –

Width 50
Depth 32.5
Height 34.5
Seat Width 20.5
Seat Depth 19
Seat Height 17.5
Arm Height 23.5
COM Yard Back 3
COM Yard Seat 1.5
COM Yard Arms 1.5
COM Yard Front Panel 0.5
Cubic Feet 38
Ship Weight 115

OPTIONS –

Moisture barrier	+106.62
Metal legs	N/A

MODEL NO.	COM/1	2	3	4	5	6	7	8
KAL150F	1397.83	1644.95	1892.48	2139.18	2386.72	2633.42	2880.12	3127.66

Kalarne

Kalarne

Lounge Seating Collection

Different fabrics may be specified on the seat and on the back. In this case, use the higher grade of the two. No additional upcharge applies. All prices are in US dollars (USD).

KAL172F

DESCRIPTION –

Three-seat



DIMENSIONS –

Width 70
Depth 32.5
Height 34.5
Seat Width 20.5
Seat Depth 19
Seat Height 17.5
Arm Height 23.5
COM Yard Back 4
COM Yard Seat 3
COM Yard Arms 1.5
COM Yard Front Panel 0.5
Cubic Feet 52
Ship Weight 150

OPTIONS –

Moisture barrier	+142.17
Metal legs	N/A

MODEL NO.	COM/1	2	3	4	5	6	7	8
KAL172F	1873.67	2165.11	2456.13	2746.74	3037.34	3328.36	3619.39	3910.83

Kalarne

Charleston

Lounge Seating Collection

When ordering this product, specification codes must be added to unit Model Number, as shown below.

NOTE: Upholstery and/or additional options must be specified separately.



WOOD LEG
FINISH -

MODEL
NUMBER -

WOOD LEG
FINISH -

CHL120F -RC

- AR** Aria
- CL** Candlelight
- CN** Chestnut
- CH** Chocolate
- DV** Dolce Vita
- GR** Grenada
- HM** Hard Rock Maple
- HA** Havana
- PA** Palomino
- PE** Pebble
- SA** Sand
- WC** White Chocolate

Charleston

Charleston

Lounge Seating Collection

Different fabrics may be specified on the seat and on the back. In this case, use the higher grade of the two. No additional upcharge applies. All prices are in US dollars (USD).

CHL120F

DESCRIPTION –

Lounge Chair



DIMENSIONS –

Width 31	_____
Depth 28	_____
Height 31.5	_____
Seat Width 20	_____
Seat Depth 19.5	_____
Seat Height 18	_____
Arm Height 25.5	_____
COM Yard 5	_____
Cubic Feet 18	_____

OPTIONS –

Moisture barrier	+71.08
Metal legs	+123.35

MODEL NO.	COM/1	2	3	4	5	6	7	8
CHL120F	903.17	1048.69	1194.62	1340.13	1485.64	1631.57	1777.08	1922.59

Charleston

Kite

Metal Seating Collection

When ordering this product, specification codes must be added to unit Model Number, as shown below.

NOTE: Upholstery and/or additional options must be specified separately.

Kite



METAL FRAME
FINISH -

MODEL
NUMBER -

METAL FRAME
FINISH -


KT400 -SS

- GM** Gunmetal
- MB** Metallic Beige
- SB** Smooth Black
- SS** Smooth Silver
- TB** Textured Black
- TN** Textured Nickel

Kite

Metal Seating Collection

Different fabrics may be specified on the seat and on the back. In this case, use the higher grade of the two. No additional upcharge applies. All prices are in US dollars (USD).



KT400

DESCRIPTION –

Metal Folding Chair
16" seat width



DIMENSIONS –

Width 19
Depth 22
Height 34
Seat Width 16
Seat Depth 16.5
Seat Height 18
COM Yard Back 0.5
COM Yard Seat 0.5
Cubic Feet 8
Ship Weight 19

OPTIONS –

Moisture barrier +14.63
Wall mount bracket (KICWB) +60.63



WALL MOUNT BRACKET
W 7.5 D 2.5 H 6

MODEL NO.	COM/1	2	3	4	5	6	7	8
KT400	341.62	361.27	380.50	400.16	419.40	438.63	458.28	477.51

KT500

DESCRIPTION –

Metal Folding Chair
18" seat width



DIMENSIONS –

Width 21
Depth 22
Height 34
Seat Width 18
Seat Depth 16.5
Seat Height 18
COM Yard Back 0.5
COM Yard Seat 0.5
Cubic Feet 9
Ship Weight 20

OPTIONS –

Moisture barrier +14.63
Wall mount bracket (KICWB) +60.63



WALL MOUNT BRACKET
W 7.5 D 2.5 H 6

MODEL NO.	COM/1	2	3	4	5	6	7	8
KT500	385.52	408.10	430.27	452.42	475.00	496.33	519.75	542.33

Verity

Recliner Collection

When ordering this product, specification codes must be added to unit Model Number, as shown below.

NOTE: Upholstery and/or additional options must be specified separately.

ARM CAP FINISH
(OPTIONAL) –



Verity

MODEL
NUMBER –

ARM CAP FINISH
(OPTIONAL) –

VER122F-CH

Wood	Polyurethane
AR Aria	PB Black
CL Candlelight	PG Grey
CN Chestnut	PT Taupe
CH Chocolate	
DV Dolce Vita	
GR Grenada	
HM Hard Rock Maple	
HA Havana	
PA Palomino	
PE Pebble	
SA Sand	
WC White Chocolate	

Verity

Recliner Collection

Different fabrics may be specified on the seat and on the back. In this case, use the higher grade of the two. No additional upcharge applies. All prices are in US dollars (USD).

VER122F

DESCRIPTION –

Recliner




DIMENSIONS –

Width 29
Depth 28
Extended Depth 64
Height 43.75
Seat Width 22
Seat Height 18.5
Arm Height 26
COM Yard Back 2
COM Yard Seat 1.5
COM Yard Arms 3
Cubic Feet 24
Ship Weight 130

OPTIONS –

Moisture barrier	+117.08
Metal legs	+123.35
Wood legs	+81.54
Wood arm caps	+77.36
Polyurethane arm caps	+77.36
Corian® Solid Surface arm caps	+177.71
Side-mount tablet (360 swivel)	+229.97
Flip-up side tablet	+186.07

MODEL NO.	COM/1	2	3	4	5	6	7	8
VER122F	1526.62	1723.56	1912.55	2107.83	2309.37	2515.93	2725.41	2939.08



Oasis

Recliner Collection

When ordering this product, specification codes must be added to unit Model Number, as shown below.

NOTE: Upholstery and/or additional options must be specified separately.



ARM CAP FINISH
(OPTIONAL) -

STANCO

MODEL
NUMBER -

ARM CAP FINISH
(OPTIONAL) -

SR900-23-CH

Wood	Polyurethane
AR Aria	PB Black
CL Candlelight	PG Grey
CN Chestnut	PT Taupe
CH Chocolate	
DV Dolce Vita	
GR Grenada	
HM Hard Rock Maple	
HA Havana	
PA Palomino	
PE Pebble	
SA Sand	
WC White Chocolate	

Oasis

Recliner Collection

Different fabrics may be specified on the seat and on the back. In this case, use the higher grade of the two. No additional upcharge applies. All prices are in US dollars (USD).

SR900-23

DESCRIPTION –

Recliner
23" seat width



DIMENSIONS –

Width 29
Depth 36-74
Height 48
Seat Width 23
Seat Depth 20
Seat Height 20.5
Arm Height 27.25
COM Yard Back 2
COM Yard Seat 1
COM Yard Arms 3
Cubic Feet 30
Ship Weight 142

OPTIONS –

Moisture barrier +117.08
Slide-out foot tray +110.81
IV Pole and holder +146.35
Trendelenburg +81.54
Accessory hook +18.82
Central locking system +411.86
Side-mount tablet (360 swivel) +229.97
Flip-up side tablet +186.07
Wood arm caps +89.90
Polyurethane arm caps +89.90
Corian® Solid Surface arm caps N/A




SIDE TABLE MOUNT



FLIP-UP SIDE TABLET

MODEL NO.	COM/1	2	3	4	5	6	7	8
SR900-23	2202.74	2468.26	2748.41	3046.54	3353.45	3687.55	4021.63	4355.73



Oasis

Recliner Collection

Different fabrics may be specified on the seat and on the back. In this case, use the higher grade of the two. No additional upcharge applies. All prices are in US dollars (USD).

SR900-26

DESCRIPTION –

Recliner
26" seat width



DIMENSIONS –

Width 32
Depth 36-74
Height 48
Seat Width 26
Seat Depth 20
Seat Height 20.5
Arm Height 27.25
COM Yard Back 2.5
COM Yard Seat 1.5
COM Yard Arms 3
Cubic Feet 33
Ship Weight 158

OPTIONS –

Moisture barrier +117.08
Slide-out foot tray +110.81
IV Pole and holder +146.35
Trendelenburg +81.54
Accessory hook +18.82
Central locking system +411.86
Side-mount tablet (360 swivel) +229.97
Flip-up side tablet +186.07
Wood arm caps +89.90
Polyurethane arm caps +89.90
Corian® Solid Surface arm caps N/A




SIDE TABLE
MOUNT



FLIP-UP
SIDE TABLET

MODEL NO.	COM/1	2	3	4	5	6	7	8
SR900-26	2304.35	2624.22	2962.08	3318.33	3695.49	4091.88	4487.86	4884.25



Carson

Recliner Collection

When ordering this product, specification codes must be added to unit Model Number, as shown below.

NOTE: Upholstery and/or additional options must be specified separately.

ARM CAP FINISH
(OPTIONAL) –



Carson

MODEL
NUMBER –

ARM CAP FINISH
(OPTIONAL) –

CRR123F –CH

Wood	Polyurethane
AR Aria	PB Black
CL Candlelight	PG Grey
CN Chestnut	PT Taupe
CH Chocolate	
DV Dolce Vita	
GR Grenada	
HM Hard Rock Maple	
HA Havana	
PA Palomino	
PE Pebble	
SA Sand	
WC White Chocolate	

Carson

Recliner Collection

Different fabrics may be specified on the seat and on the back. In this case, use the higher grade of the two. No additional upcharge applies. All prices are in US dollars (USD).

CRR123F

DESCRIPTION –

Recliner
23" seat width



DIMENSIONS –

Width	29
Depth	36-74
Height	48
Seat Width	23
Seat Height	20.5
Arm Height	26
COM Yard Back	2
COM Yard Seat	1
COM Yard Arms	3
Cubic Feet	32
Ship Weight	142

OPTIONS –

Moisture barrier	+117.08
Slide-out foot tray	+110.81
IV Pole and holder	+146.35
Trendelenburg	+81.54
Accessory hook	+18.82
Central locking system	+411.86
Side-mount tablet (360 swivel)	+229.97
Flip-up side tablet	+186.07
Wood arm caps	+75.26
Polyurethane arm caps	+77.35
Corian® Solid Surface arm caps	+177.71



SIDE TABLE MOUNT



FLIP-UP SIDE TABLET

MODEL NO.	COM/1	2	3	4	5	6	7	8
CRR123F	2202.74	2468.26	2748.41	3046.54	3353.45	3687.55	4021.63	4355.73

Carson

Carson

Recliner Collection

Different fabrics may be specified on the seat and on the back. In this case, use the higher grade of the two. No additional upcharge applies. All prices are in US dollars (USD).

Carson

CRR126F

DESCRIPTION –

Recliner
26" seat width



DIMENSIONS –

Width	32
Depth	36-74
Height	48
Seat Width	26
Seat Height	20.5
Arm Height	26
COM Yard Back	2.5
COM Yard Seat	1.5
COM Yard Arms	3
Cubic Feet	35
Ship Weight	158

OPTIONS –

Moisture barrier	+117.08
Slide-out foot tray	+110.81
IV Pole and holder	+146.35
Trendelenburg	+81.54
Accessory hook	+18.82
Central locking system	+411.86
Side-mount tablet (360 swivel)	+229.97
Flip-up side tablet	+186.07
Wood arm caps	+75.26
Polyurethane arm caps	+77.35
Corian® Solid Surface arm caps	+177.71



SIDE TABLE MOUNT



FLIP-UP SIDE TABLET

MODEL NO.	COM/1	2	3	4	5	6	7	8
CRR126F	2304.35	2624.22	2962.08	3318.33	3695.49	4091.88	4487.86	4884.25

Carson

Recliner Collection

Different fabrics may be specified on the seat and on the back. In this case, use the higher grade of the two. No additional upcharge applies. All prices are in US dollars (USD).

CRR123FT

DESCRIPTION –

Recliner, patient transfer arm
23" seat width



DIMENSIONS –

Width 29-32
Depth 36-74
Height 48
Reclined Depth 75
Seat Width 23
Seat Height 20.5
Arm Height 26
COM Yard Back 2
COM Yard Seat 1
COM Yard Arms 3.5
Cubic Feet 32
Ship Weight 152

OPTIONS –

Moisture barrier	+117.07
Slide-out foot tray	+110.80
IV Pole and holder	+146.34
Trendelenburg	+81.53
Accessory hook	+18.81
Central locking system	+411.86
Wood arm caps	+75.26
Polyurethane arm caps	+77.35
Corian® Solid Surface arm caps	+177.70

MODEL NO.	COM/1	2	3	4	5	6	7	8
CRR123FT	2570.70	2836.63	3115.95	3414.50	3721.83	4055.51	4389.59	4724.10

CRR126FT

DESCRIPTION –

Recliner, patient transfer arm
26" seat width



DIMENSIONS –

Width 32-35
Depth 36-74
Height 48
Reclined Depth 75
Seat Width 26
Seat Height 20.5
Arm Height 26
COM Yard Back 2.5
COM Yard Seat 1.5
COM Yard Arms 3.5
Cubic Feet 35
Ship Weight 168

OPTIONS –

Moisture barrier	+117.07
Slide-out foot tray	+110.80
IV Pole and holder	+146.34
Trendelenburg	+81.53
Accessory hook	+18.81
Central locking system	+411.86
Wood arm caps	+75.26
Polyurethane arm caps	+77.35
Corian® Solid Surface arm caps	+177.70

MODEL NO.	COM/1	2	3	4	5	6	7	8
CRR126FT	2672.31	2992.18	3330.04	3686.29	4063.45	4459.84	4856.23	5252.21

Carson

Verity

Sleeper Collection

When ordering this product, specification codes must be added to unit Model Number, as shown below.

NOTE: Upholstery and/or additional options must be specified separately.

ARM CAP FINISH
(OPTIONAL) –



Verity

MODEL
NUMBER –

ARM CAP FINISH
(OPTIONAL) –

VES123F –CH

Wood	Polyurethane
------	--------------

AR Aria	PB Black
----------------	-----------------

CL Candlelight	PG Grey
-----------------------	----------------

CN Chestnut	PT Taupe
--------------------	-----------------

CH Chocolate	
---------------------	--

DV Dolce Vita	
----------------------	--

GR Grenada	
-------------------	--

HM Hard Rock Maple	
---------------------------	--

HA Havana	
------------------	--

PA Palomino	
--------------------	--

PE Pebble	
------------------	--

SA Sand	
----------------	--

WC White Chocolate	
---------------------------	--

Verity

Sleeper Collection

Different fabrics may be specified on the seat and on the back. In this case, use the higher grade of the two. No additional upcharge applies. All prices are in US dollars (USD).

VES123F

DESCRIPTION –

Sleeper



DIMENSIONS –

Width	30
Depth	39
Height	39.5
Seat Width	23
Seat Height	19
Depth Fully Extended	86
Arm Height	25.5
COM Yard Arms	3
COM Yard Back	3
COM Yard Seat	1.5
COM Yard Footrest	0.5
COM Yard Ottoman	1.5
Cubic Feet	30
Ship Weight	105

OPTIONS –

Moisture barrier	+117.08
Metal legs	+123.35
Wood legs	+81.54
Wood arm caps	+77.36
Polyurethane arm caps	+77.35
Corian® Solid Surface arm caps	+177.71

MODEL NO.	COM/1	2	3	4	5	6	7	8
VES123F	2039.67	2222.40	2405.54	2588.26	2771.83	2954.55	3137.69	3320.42

Verity

Carson

Sleeper Collection

When ordering this product, specification codes must be added to unit Model Number, as shown below.

NOTE: Upholstery and/or additional options must be specified separately.



WOOD LEG
FINISH -

Carson

MODEL
NUMBER -

WOOD LEG
FINISH -

CRS176F -MA

- AR** Aria
- CL** Candlelight
- CN** Chestnut
- CH** Chocolate
- DV** Dolce Vita
- GR** Grenada
- HM** Hard Rock Maple
- HA** Havana
- PA** Palomino
- PE** Pebble
- SA** Sand
- WC** White Chocolate

Carson

Sleeper Collection

Different fabrics may be specified on the seat and on the back. In this case, use the higher grade of the two. No additional upcharge applies. All prices are in US dollars (USD).

Carson

CRS176F

DESCRIPTION –

Sleeper



DIMENSIONS –

Width 83
Depth 26.5–44.5
Height 33
Seat Width 76
Seat Depth 18
Seat Height 18.5
Sleep Surface Width 35
Sleep Surface Length 76
Arm Height 26.5
COM Yard Seat / Back 10
COM Yard Arms 3.5
Cubic Feet 45
Ship Weight 250

OPTIONS –

Moisture barrier	+156.80
4 locking casters	+0
Metal legs	+123.35
Wood arm caps	+75.26
Polyurethane arm caps	+77.35
Corian® Solid Surface arm caps	+198.61

MODEL NO.	COM/1	2	3	4	5	6	7	8
CRS176F	2206.09	2461.98	2719.14	2976.29	3233.45	3490.60	3747.34	4004.91

CRS176A-BS

DESCRIPTION –

Bench Sleeper



DIMENSIONS –

Width 76
Depth 21–39
Height 18.5
Seat Width 76
Seat Depth 18
Seat Height 18.5
Sleep Surface Width 35
Sleep Surface Length 76
COM Yard 9.5
Cubic Feet 20
Ship Weight 150

OPTIONS –

Moisture barrier	+156.80
4 locking casters	+0
Metal legs	+123.35

MODEL NO.	COM/1	2	3	4	5	6	7	8
CRS176A-BS	1990.75	2205.25	2419.34	2633.42	2847.93	3062.02	3276.10	3490.60

Strada

Sleeper Collection

When ordering this product, specification codes must be added to unit Model Number, as shown below.

NOTE: Upholstery and/or additional options must be specified separately.



METAL LEG
FINISH –

strada

MODEL
NUMBER –

METAL LEG
FINISH –

STS176–SS

- GM** Gunmetal
- MB** Metallic Beige
- SB** Smooth Black
- SS** Smooth Silver
- TB** Textured Black
- TN** Textured Nickel

Strada

Sleeper Collection

Different fabrics may be specified on the seat and on the back. In this case, use the higher grade of the two. No additional upcharge applies. All prices are in US dollars (USD).

STS176

DESCRIPTION –

Sleeper



DIMENSIONS –

Width	80
Depth	32
Height	31.5
Seat Width	76
Seat Depth	20
Seat Height	18
Sleep Surface Width	27
Sleep Surface Length	76
Arm Height	24
COM Yard Seat	5.5
COM Yard Arms	2.5
COM Yard Back Cushion	3
COM Yard Back Panel	3
Cubic Feet	48
Ship Weight	190

OPTIONS –

Moisture barrier	+156.80
4 locking casters	+123.35
Wood arm caps	+0
Corian® Solid Surface arm caps	+94.08
Power/USB left facing	+165.16
Power/USB right facing	+165.16
Power/USB right & left	+330.33



POWER / USB PORT

MODEL NO.	COM/1	2	3	4	5	6	7	8
STS176	2077.30	2493.35	2895.60	3306.21	3723.92	4147.91	4580.26	5019.73



Kindred

Casegoods Collection

When ordering this product, specification codes must be added to unit Model Number, as shown below.

NOTE: Upholstery and/or additional options must be specified separately.



Kindred

MODEL NUMBER - FINISH MODEL NO. - TOP STYLE - FACE STYLE - KICK STYLE - PULL STYLE -

SK120-HM -TSS -FE -PB -HTP

AR Aria	Standard	FA Ainslie	Standard	Standard
CL Candlelight	TB Belmont	FC Champlain	KB Birmingham	HSC Brushed Stainless
CN Chestnut	TR Richmond	FE Elgin	KM Montgomery	HEP Euro Pull
CH Chocolate	TS Santa Fe	FM Montrose	KP Providence	HSK Brushed Stainless Knob
DV Dolce Vita	Premium		KS Solid Kick	HBK Brushed Brass Knob
GR Grenada	TSS Solid Surface			
HM Hard Rock Maple	TSP Spill Top			
HA Havana				
PA Palomino				
PE Pebble				
SA Sand				
WC White Chocolate				

Kindred

Casegoods Collection

Kindred

STANDARD TOP STYLES –



Belmont Santa Fe Richmond Spill Top Solid Surface

PREMIUM TOP STYLES –

FACE STYLES –



Elgin Ainslie Champlain Montrose

STANDARD KICK STYLES –



Montgomery Birmingham Providence Solid Kick

STANDARD PULL OPTIONS –



Curved Pull
Brushed
Stainless



Euro Pull
Brushed
Stainless



Transitional
Pull Chrome



Contemporary
Pull Brushed
Stainless

PREMIUM PULL OPTIONS –

BESIDE TABLE OPTIONS –



Concealed
self-locking
caster system



Plastic drawer
liner



Top drawer
lock



Galley rails
(set of 3)



Corian® Solid
Surface top



Various caster
options

Kindred

Casegoods Collection

Standard sizes shown. Custom sizes and configurations available upon request. Call for pricing.

SK100-24

DESCRIPTION –

Bedside Table



DIMENSIONS –

Width 20	
Depth 19	
Height 24	
Cubic Feet 10	
Ship Weight 60	

OPTIONS –

Spill top	+40.98
Corian® Solid Surface top	+416.05
Platform base	+61.88
Post legs	+66.90
Transitional pull	+7.53
Contemporary pull	+14.63
Concealed self-locking caster system	+206.98
Concealed non-locking casters (4)	+33.45
Concealed non-locking casters (2)	+16.73
Exposed casters (4) – front locking	+112.89
Plastic drawer liner	+39.72
Top drawer lock	+23.00
Galley rails	+124.60

MODEL NO.

SK100-24	24" overall height, 1 drawer	USD \$	389.70
-----------------	------------------------------	--------	--------

SK100-30

DESCRIPTION –

Bedside Table



DIMENSIONS –

Width 20	
Depth 19	
Height 30	
Cubic Feet 10	
Ship Weight 76	

OPTIONS –

Spill top	+40.98
Corian® Solid Surface top	+416.05
Platform base	+61.88
Post legs	+66.90
Transitional pull	+7.53
Contemporary pull	+14.63
Concealed self-locking caster system	+206.98
Concealed non-locking casters (4)	+33.45
Concealed non-locking casters (2)	+16.73
Exposed casters (4) – front locking	+112.89
Plastic drawer liner	+39.72
Top drawer lock	+23.00
Galley rails	+124.60

MODEL NO.

SK100-30	30" overall height, 1 drawer, open fixed shelf	USD \$	403.51
-----------------	--	--------	--------

Kindred

Kindred

Casegoods Collection

Standard sizes shown. Custom sizes and configurations available upon request. Call for pricing.

SK110-L / SK110-R

DESCRIPTION –

Bedside Table, left-hinged

Bedside Table, right-hinged



DIMENSIONS –

Width 20

Depth 19

Height 29.5

Cubic Feet 10

Ship Weight 83

OPTIONS –

Spill top +40.98

Corian® Solid Surface top +416.05

Platform base +61.88

Post legs +66.90

Transitional pull +7.53

Contemporary pull +14.63

Concealed self-locking caster system +206.98

Concealed non-locking casters (4) +33.45

Concealed non-locking casters (2) +16.73

Exposed casters (4) - front locking +112.89

Plastic drawer liner +39.72

Top drawer lock +23.00

Galley rails +124.60

MODEL NO.

SK110-L	1 door left-hinged, 1 drawer	USD \$	458.28
SK110-R	1 door right-hinged, 1 drawer (shown)	USD \$	458.28

Kindred

Kindred

Casegoods Collection

Standard sizes shown. Custom sizes and configurations available upon request. Call for pricing.

SK120

DESCRIPTION –

3-drawer Bedside Table



DIMENSIONS –

Width 20
Depth 19
Height 29.5
Cubic Feet 10
Ship Weight 95

OPTIONS –

Spill top	+40.98
Corian® Solid Surface top	+416.05
Platform base	+61.88
Post legs	+66.90
Transitional pull	+7.53
Contemporary pull	+14.63
Concealed self-locking caster system	+206.98
Concealed non-locking casters (4)	+33.45
Concealed non-locking casters (2)	+16.73
Exposed casters (4) – front locking	+112.89
Plastic drawer liner, <i>per drawer</i>	+39.72
Top drawer lock	+23.00
Galley rails	+124.60

MODEL NO.

SK120	3-drawers	USD \$	528.78
--------------	-----------	--------	--------

SK200

DESCRIPTION –

3-drawer Dresser



DIMENSIONS –

Width 32
Depth 19
Height 29.5
Cubic Feet 15
Ship Weight 143

OPTIONS –

Spill top	+40.98
Platform base	+61.88
Post legs	+66.90
Transitional pull	+7.53
Contemporary pull	+14.63
Top drawer lock	+23.00

MODEL NO.

SK200	3-drawers	USD \$	626.37
--------------	-----------	--------	--------

Kindred

Kindred

Casegoods Collection

Standard sizes shown. Custom sizes and configurations available upon request. Call for pricing.

SK210

DESCRIPTION –

4-drawer Dresser



DIMENSIONS –

Width 32
Depth 19
Height 37.75
Cubic Feet 19
Ship Weight 178

OPTIONS –

Spill top	+40.98
Platform base	+61.88
Post legs	+66.90
Transitional pull	+7.53
Contemporary pull	+14.63
Top drawer lock	+23.00

MODEL NO.

SK210	4-drawers	USD \$	754.32
--------------	-----------	--------	--------

SK330-L / SK330-R

DESCRIPTION –

Single Wardrobe, left-hinged

Single Wardrobe, right-hinged



DIMENSIONS –

Width 24
Depth 24
Height 67.25
Cubic Feet 20
Ship Weight 158

OPTIONS –

Platform base	+61.88
Post legs	+66.90
Transitional pull	+7.53
Contemporary pull	+14.63

MODEL NO.

SK330-L	1 door left-hinged, interior shelf with rail (shown)	USD \$	1092.17
SK330-R	1 door right-hinged, interior shelf with rail	USD \$	1092.17

Kindred

Kindred

Casegoods Collection

Standard sizes shown. Custom sizes and configurations available upon request. Call for pricing.

SK335-L / SK335-R

DESCRIPTION –

Wardrobe with Drawer, left-hinged
Wardrobe with Drawer, right-hinged



DIMENSIONS –

Width 24
Depth 24
Height 67.25
Cubic Feet 20
Ship Weight 167

OPTIONS –

Platform base	+61.88
Post legs	+66.90
Transitional pull	+7.53
Contemporary pull	+14.63

MODEL NO.

SK335-L	1 door left-hinged, 1 drawer, interior shelf with rail (shown)	USD \$	1156.56
SK335-R	1 door right-hinged, 1 drawer, interior shelf with rail	USD \$	1156.56

SK300

DESCRIPTION –

Wardrobe
36" wide



DIMENSIONS –

Width 36
Depth 24
Height 67.25
Cubic Feet 42
Ship Weight 257

OPTIONS –

Platform base	+61.88
Post legs	+66.90
Transitional pull	+7.53
Contemporary pull	+14.63

MODEL NO.

SK300	2 doors, no drawer, interior shelf with hanger rail	USD \$	1310.44
--------------	---	--------	---------

SK310

DESCRIPTION –

Wardrobe with Drawer
36" wide



DIMENSIONS –

Width 36
Depth 24
Height 67.25
Cubic Feet 42
Ship Weight 272

OPTIONS –

Platform base	+61.88
Post legs	+66.90
Transitional pull	+7.53
Contemporary pull	+14.63

MODEL NO.

SK310	2 doors, drawer, interior shelf with hanger rail	USD \$	1476.44
--------------	--	--------	---------

Kindred

Kindred

Casegoods Collection

Standard sizes shown. Custom sizes and configurations available upon request. Call for pricing.

SK400

DESCRIPTION –

Wall-mounted Mirror



DIMENSIONS –

Width 32
 Depth 0.75
 Height 24

OPTIONS –

Cubic Feet 0.75
 Ship Weight 16

MODEL NO.		PRICE	
SK400	Matches Kindred Series Cabinets	USD \$	388.87

SK500-36 / SK500-42 / SK500-48

DESCRIPTION –

36" Writing Desk
 42" Writing Desk
 48" Writing Desk



DIMENSIONS –

Width 36 / 42 / 48
 Depth 19
 Height 29.5
 Cubic Feet 14 / 16 / 18
 Ship Weight 85

OPTIONS –

Spill top +40.98
 Corian® Solid Surface top +416.05
 Transitional pull +7.53
 Contemporary pull +14.63

MODEL NO.			
SK500-36	36" Writing Desk with center pencil drawer (shown)	USD \$	657.31
SK500-42	42" Writing Desk with center pencil drawer	USD \$	719.19
SK500-48	48" Writing Desk with center pencil drawer	USD \$	765.61

Kindred

Kindred

Casegoods Collection

Standard sizes shown. Custom sizes and configurations available upon request. Call for pricing.

SK600E-SHB / SK600E-SFB / SK600E-DHB / SK600E-DFB

DESCRIPTION –	MODEL NO. –	OPTIONS –	
Elgin Head Boards	SK600E-SHB	39" x 22" Elgin single headboard (shown)	USD \$ 288.51
Elgin Foot Boards	SK600E-SFB	39" x 16" Elgin single footboard	USD \$ 288.51
	SK600E-DHB	54" x 22" Elgin double headboard	USD \$ 359.60
	SK600E-DFB	54" x 16" Elgin double headboard	USD \$ 359.60



Headboards come with universal mounting cleats for mounting to the wall or to a residential-style bed frame.

For mounting holes and cut-outs for bed controls, please provide a template from bed manufacturer. In this case, the following charges will apply: \$25.92/head or foot board, plus a one-time programming charge of \$62.72

SK600A-DHB / SK600A-DFB / SK600A-DHB / SK600A-DFB

DESCRIPTION –	MODEL NO. –	OPTIONS –	
Ainslie Head Boards	SK600A-SHB	39" x 22" Ainslie single headboard	USD \$ 288.51
Ainslie Foot Boards	SK600A-SFB	39" x 16" Ainslie single footboard	USD \$ 288.51
	SK600A-DHB	54" x 22" Ainslie double headboard	USD \$ 359.60
	SK600A-DFB	54" x 16" Ainslie double headboard	USD \$ 359.60



Headboards come with universal mounting cleats for mounting to the wall or to a residential-style bed frame.

For mounting holes and cut-outs for bed controls, please provide a template from bed manufacturer. In this case, the following charges will apply: \$25.92/head or foot board, plus a one-time programming charge of \$62.72

Kindred



Gibraltar

MODEL
NUMBER -

FINISH
CODE -

FACE
STYLE -

SG120 -SF -LAM

AR Aria	TFP Thermoformed
CL Candlelight	LAM Laminate
CN Chestnut	
CH Chocolate	
DV Dolce Vita	
GR Grenada	
HM Hard Rock Maple	
HA Havana	
PA Palomino	
PE Pebble	
SA Sand	
WC White Chocolate	

Gibraltar

Casegoods Collection

Standard sizes shown. Custom sizes and configurations available upon request. Call for pricing.

SG100

DESCRIPTION –

1-Drawer Bedside Table
With open shelf



DIMENSIONS –

Width 21.5

Depth 20

Height 30

Cubic Feet 12

Ship Weight 60

OPTIONS –

Thermoformed top with spill edge +52.27

Corian® Solid Surface top +416.05

Laminate upper shelf +50.18

Thermofoil upper shelf +81.54

Corian® Solid Surface upper shelf +248.79

Galley rails (set of 3) +124.60

Plastic drawer liner (per drawer) +39.72

Top drawer lock +23.00

Casters - rear leg only +24.25

Exposed casters (4) front locking +35.54

MODEL NO.

SG100 Laminate finish with curved pull USD \$ 507.62

BEDSIDE TABLE OPTIONS –



Thermoformed top with raised spill edge



Corian® Solid Surface top



Upper Shelf



Galley rails (set of 3)



Plastic drawer liner



Top drawer lock



Casters - rear leg only



Casters - all 4 legs

Gibraltar

Gibraltar

Casegoods Collection

Standard sizes shown. Custom sizes and configurations available upon request. Call for pricing.

SG110-L / SG110-R

DESCRIPTION –

Bedside Table, left-hinged

Bedside Table, right-hinged



DIMENSIONS –

Width 21.5

Depth 20

Height 30

Cubic Feet 12

Ship Weight 86

OPTIONS –

Thermoformed top with spill edge +52.27

Corian® Solid Surface top +416.05

Laminate upper shelf +50.18

Thermofoil upper shelf +81.54

Corian® Solid Surface upper shelf +248.79

Galley rails (set of 3) +124.60

Plastic drawer liner +39.72

Top drawer lock +23.00

Casters – rear leg only +24.25


Casters – all 4 legs +35.54

MODEL NO.

SG110-L Laminate finish with curved pull (shown) USD \$ 562.40

SG110-R Laminate finish with curved pull USD \$ 562.40

BEDSIDE TABLE OPTIONS –



Thermoformed top with raised spill edge



Corian® Solid Surface top



Upper Shelf



Galley rails (set of 3)



Plastic drawer liner



Top drawer lock



Casters – rear leg only



Casters – all 4 legs

Gibraltar

Gibraltar

Casegoods Collection

Standard sizes shown. Custom sizes and configurations available upon request. Call for pricing.

SG120

DESCRIPTION –

3-drawer Bedside Table



DIMENSIONS –

Width 21.5

Depth 20

Height 30

Cubic Feet 12

Ship Weight 106

OPTIONS –

Thermoformed top with spill edge +52.27

Corian® Solid Surface top +416.05

Laminate upper shelf +50.18

Thermofoil upper shelf +81.54

Corian® Solid Surface upper shelf +248.79

Galley rails (set of 3) +124.60

Plastic drawer liner, *per drawer* +39.72

Top drawer lock +23.00

Casters - rear leg only +24.25

Casters - all 4 legs +35.54

MODEL NO.

SG120 Laminate finish with curved pull USD \$ 632.64

BEDSIDE TABLE OPTIONS –



Thermoformed top with raised spill edge



Corian® Solid Surface top



Upper Shelf



Galley rails (set of 3)



Plastic drawer liner



Top drawer lock



Casters - rear leg only



Casters - all 4 legs

Gibraltar

Gibraltar

Casegoods Collection

Standard sizes shown. Custom sizes and configurations available upon request. Call for pricing.

SG130

DESCRIPTION –

Bedside Table
With 3 open fixed shelves



DIMENSIONS –

Width 21.5
Depth 20
Height 30
Cubic Feet 12
Ship Weight 56

OPTIONS –

Thermoformed top with spill edge	+52.27
Corian® Solid Surface top	+416.05
Laminate upper shelf	+50.18
Thermofoil upper shelf	+81.54
Corian® Solid Surface upper shelf	+248.79
Galley rails (set of 3)	+124.60
Casters – rear leg only	+24.25
Exposed casters (4) front locking	+35.54

MODEL NO.

SG130	Laminate finish	USD \$	454.52
--------------	-----------------	--------	--------

BEDSIDE TABLE OPTIONS –



Thermoformed top with raised spill edge



Corian® Solid Surface top



Upper Shelf



Galley rails (set of 3)



Plastic drawer liner



Top drawer lock



Casters – rear leg only



Casters – all 4 legs

Gibraltar

Gibraltar

Casegoods Collection

Standard sizes shown. Custom sizes and configurations available upon request. Call for pricing.

SG200

DESCRIPTION –

3-drawer Dresser



DIMENSIONS –

Width 34

Depth 20

Height 32

Cubic Feet 15

Ship Weight 134

OPTIONS –

Top drawer lock

+23.00

MODEL NO.

PRICE

SG200	Laminate finish with curved pull	USD \$	814.95
--------------	----------------------------------	--------	--------

SG210

DESCRIPTION –

4-drawer Dresser



DIMENSIONS –

Width 34

Depth 20

Height 41

Cubic Feet 20

Ship Weight 168

OPTIONS –

Top drawer lock

+23.00

MODEL NO.

PRICE

SG210	Laminate finish with curved pull	USD \$	970.91
--------------	----------------------------------	--------	--------

Gibraltar

Gibraltar

Casegoods Collection

Standard sizes shown. Custom sizes and configurations available upon request. Call for pricing.

SG330-L / SG330-R

DESCRIPTION –

Single Wardrobe, left-hinged

Single Wardrobe, right-hinged



DIMENSIONS –

Width 25.25

Depth 24

Height 68.5

Cubic Feet 20

Ship Weight 156

MODEL NO.

PRICE

SG330-L	Single door, interior shelf with hanger rail Laminate finish with curved pull (shown)	USD \$	1129.80
SG330-R	Single door, interior shelf with hanger rail Laminate finish with curved pull	USD \$	1129.80

SG335-L / SG335-R

DESCRIPTION –

Single Wardrobe with drawer, left-hinged

Single Wardrobe with drawer, right-hinged



DIMENSIONS –

Width 25.25

Depth 24

Height 68.5

Cubic Feet 20

Ship Weight 165

MODEL NO.

PRICE

SG335-L	Single door, 1 drawer, interior shelf with hanger rail Laminate finish with curved pull (shown)	USD \$	1201.72
SG335-R	Single door, 1 drawer, interior shelf with hanger rail Laminate finish with curved pull	USD \$	1201.72

Gibraltar

Gibraltar

Casegoods Collection

Standard sizes shown. Custom sizes and configurations available upon request. Call for pricing.

SG300

DESCRIPTION –

Double Wardrobe



DIMENSIONS –

Width 38

Depth 24

Height 68.5

Cubic Feet 42

Ship Weight 239

MODEL NO.

PRICE

MODEL NO.		PRICE
SG300	2 doors, no drawer, interior shelf with hanger rail Laminate finish with curved pull	USD \$ 1381.52

SG310

DESCRIPTION –

Double Wardrobe, drawer



DIMENSIONS –

Width 38

Depth 24

Height 68.5

Cubic Feet 42

Ship Weight 254

MODEL NO.

PRICE

MODEL NO.		PRICE
SG310	2 doors, 1 drawer, interior shelf with hanger rail Laminate finish with curved pull	USD \$ 1556.30

Gibraltar

Gibraltar

Casegoods Collection

Standard sizes shown. Custom sizes and configurations available upon request. Call for pricing.

SPB-8036-G50

DESCRIPTION –

Platform Bed



DIMENSIONS –

Width 38

Depth 85.25

Height 15.25

Cubic Feet 29

Ship Weight 255

OPTIONS –

Enclosed underside

+166.42

MODEL NO.

PRICE

SPB-8036-G50 Platform Bed

USD \$ 1394.90

SPB-804-G70

DESCRIPTION –

Double Platform Bed



DIMENSIONS –

Width 56.25

Depth 85

Height 15.25

Cubic Feet 43

Ship Weight 336

OPTIONS –

Enclosed underside

+249.63

MODEL NO.

PRICE

SPB-8054-G70 Double Platform Bed

USD \$ 2051.38

Gibraltar

Royale

Casegoods Collection

When ordering this product, specification codes must be added to unit Model Number, as shown below.

NOTE: Upholstery and/or additional options must be specified separately.



Royale

MODEL NUMBER -

LAMINATE FINISH -

HANDLE FINISH -

OPTIONAL KICK STYLE -

SR110-R-CH -HSK -CK

AR Aria	HSC Brushed Stainless Curved Pull	CK Crescent
CL Candlelight	HEP Brushed Stainless Euro Pull	TK Traditional
CN Chestnut		
CH Chocolate		
DV Dolce Vita		
GR Grenada		
HM Hard Rock Maple		
HA Havana		
PA Palomino		
PE Pebble		
SA Sand		
WC White Chocolate		

Royale

Casegoods Collection

Standard sizes shown. Custom sizes and configurations available upon request. Call for pricing.

Royale

SR100-24

DESCRIPTION –

Bedside Table

23.5" height



DIMENSIONS –

Width 20

Depth 20

Height 23.5

Cubic Feet 10

Ship Weight 71

OPTIONS –

Top drawer lock +23.00

Plastic drawer liner +39.72

Galley rail +124.60

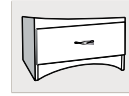
Spill containment top, thermoformed +52.27

Concealed non-locking casters (4) +33.45

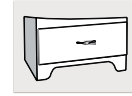
Concealed non-locking casters (rear) +16.73

Exposed locking casters (4) +112.89

Concealed self-locking casters +206.97



Crescent
kick option (-CK)



Traditional
kick option (-TK)

MODEL NO.

PRICE

MODEL NO.		PRICE
SR100-24	23.5" overall height, 1 drawer, open fixed shelf	USD \$ 362.94

SR100-30

DESCRIPTION –

Bedside Table

29.5" height



DIMENSIONS –

Width 20

Depth 20

Height 29.5

Cubic Feet 10

Ship Weight 71

OPTIONS –

Top drawer lock +23.00

Plastic drawer liner +39.72

Galley rail +124.60

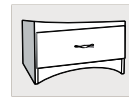
Spill containment top, thermoformed +52.27

Concealed non-locking casters (4) +33.45

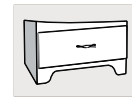
Concealed non-locking casters (rear) +16.73

Exposed locking casters (4) +112.89

Concealed self-locking casters +206.97



Crescent
kick option (-CK)



Traditional
kick option (-TK)

MODEL NO.

PRICE

MODEL NO.		PRICE
SR100-30	29.5" overall height, 1 drawer, open fixed shelf	USD \$ 386.36

Royale

Casegoods Collection

Standard sizes shown. Custom sizes and configurations available upon request. Call for pricing.

Royale

SR110-L / SR110-R

DESCRIPTION –

Bedside Table, left-hinged

Bedside Table, right-hinged



DIMENSIONS –

Width 20

Depth 20

Height 29.5

Cubic Feet 10

Ship Weight 80

OPTIONS –

Top drawer lock +23.00

Plastic drawer liner +39.72

Galley rail +124.60

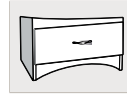
Spill containment top, thermoformed +52.27

Concealed non-locking casters (4) +33.45

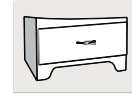
Concealed non-locking casters (rear) +16.73

Exposed locking casters (4) +112.89

Concealed self-locking casters +206.97



Crescent
kick option (-CK)



Traditional
kick option (-TK)

MODEL NO.

PRICE

MODEL NO.	DESCRIPTION	CURRENCY	PRICE
SR110-L	1 drawer, interior fixed shelf (shown)	USD \$	402.67
SR110-R	1 drawer, interior fixed shelf	USD \$	402.67

SR120

DESCRIPTION –

3-drawer Bedside Table



DIMENSIONS –

Width 20

Depth 20

Height 29.5

Cubic Feet 10

Ship Weight 98

OPTIONS –

Top drawer lock +23.00

Plastic drawer liner, *per drawer* +39.72

Galley rail +124.60

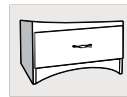
Spill containment top, thermoformed +52.27

Concealed non-locking casters (4) +33.45

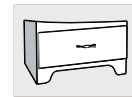
Concealed non-locking casters (rear) +16.73

Exposed locking casters (4) +112.89

Concealed self-locking casters +206.97



Crescent
kick option (-CK)



Traditional
kick option (-TK)

MODEL NO.

PRICE

MODEL NO.	DESCRIPTION	CURRENCY	PRICE
SR120	3 drawers	USD \$	464.97

Royale

Casegoods Collection

Standard sizes shown. Custom sizes and configurations available upon request. Call for pricing.

Royale

SR200

DESCRIPTION –

3-drawer Dresser

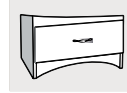


DIMENSIONS –

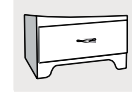
Width 32	_____
Depth 20	_____
Height 29.5	_____
Cubic Feet 15	_____
Ship Weight 132	_____

OPTIONS –

Top drawer lock +23.00



Crescent kick option (-CK)



Traditional kick option (-TK)

MODEL NO.

PRICE

SR200	3 drawers	USD \$	601.28
--------------	-----------	--------	--------

SR210

DESCRIPTION –

4-drawer Dresser

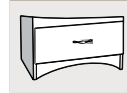


DIMENSIONS –

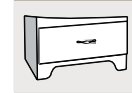
Width 32	_____
Depth 20	_____
Height 37.75	_____
Cubic Feet 19	_____
Ship Weight 165	_____

OPTIONS –

Top drawer lock +23.00



Crescent kick option (-CK)



Traditional kick option (-TK)

MODEL NO.

PRICE

SR210	4 drawers	USD \$	735.92
--------------	-----------	--------	--------

SR330-L / SR330-R

DESCRIPTION –

Single Wardrobe, left-hinged

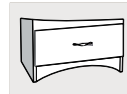
Single Wardrobe, right-hinged



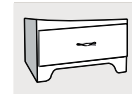
DIMENSIONS –

Width 24	_____
Depth 24.5	_____
Height 67.25	_____
Cubic Feet 20	_____
Ship Weight 145	_____

OPTIONS –



Crescent kick option (-CK)



Traditional kick option (-TK)

MODEL NO.

PRICE

SR330-L	Single door, interior shelf with hanger rail (shown)	USD \$	916.98
SR330-R	Single door, interior shelf with hanger rail	USD \$	916.98

Royale

Casegoods Collection

Standard sizes shown. Custom sizes and configurations available upon request. Call for pricing.

Royale

SR335-L / SR335-R

DESCRIPTION –

Single Wardrobe with Drawer, left-hinged

Single Wardrobe with Drawer, right-hinged



DIMENSIONS –

Width 24

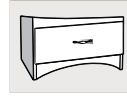
Depth 24.5

Height 67.25

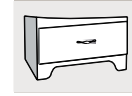
Cubic Feet 20

Ship Weight 155

OPTIONS –



Crescent
kick option (-CK)



Traditional
kick option (-TK)

MODEL NO.

PRICE

SR335-L	Single door, 1 drawer, interior shelf with hanger rail (shown)	USD \$	1077.54
SR335-R	Single door, 1 drawer, interior shelf with hanger rail	USD \$	1077.54

SR300

DESCRIPTION –

Double Wardrobe



DIMENSIONS –

Width 36

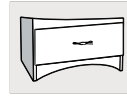
Depth 24.5

Height 67.25

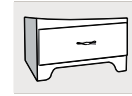
Cubic Feet 42

Ship Weight 235

OPTIONS –



Crescent
kick option (-CK)



Traditional
kick option (-TK)

MODEL NO.

PRICE

SR300	2 doors, no drawer, interior shelf with hanger rail	USD \$	1207.58
--------------	---	--------	---------

SR310

DESCRIPTION –

Double Wardrobe, 1-drawer



DIMENSIONS –

Width 36

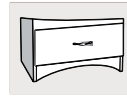
Depth 24.5

Height 67.25

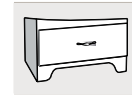
Cubic Feet 42

Ship Weight 250

OPTIONS –



Crescent
kick option (-CK)



Traditional
kick option (-TK)

MODEL NO.

PRICE

SR310	2 doors, 1 drawer, interior shelf with hanger rail	USD \$	1305.42
--------------	--	--------	---------

Royale

Casegoods Collection

Standard sizes shown. Custom sizes and configurations available upon request. Call for pricing.

Royale

SR600-SHB / SR600-SFB

DESCRIPTION –

MODEL NO. –

Royale Single Headboard

SR600-SHB 39" x 22" Royale single headboard USD \$ 302.32

Royale Single Footboard

SR600-SFB 39" x 16" Royale single footboard USD \$ 302.32



SR600-DHB / SR600-DFB

DESCRIPTION –

MODEL NO. –

Royale Double Headboard

SR600-DHB 54" x 22" Royale double headboard USD \$ 376.75

Royale Double Footboard

SR600-DFB 54" x 16" Royale double headboard USD \$ 376.75



SPB-8036-R

DESCRIPTION –

DIMENSIONS –

OPTIONS –

Platform Bed

Width 38.25

Locking casters +148.02

Length 82

2 storage drawers (specify -L or -R) +288.51

Height 30 (35 with casters)

Mattress, model SF36805, 36x80 +486.71

Deck Height 15 (20 with casters)

Cubic Feet 60

Ship Weight 220



MODEL NO.

PRICE

SPB-8036-R Platform Bed

USD \$ 1132.31

Royale

Casegoods Collection

Standard sizes shown. Custom sizes and configurations available upon request. Call for pricing.

SPB-8054-R

DESCRIPTION –

Double Platform Bed

With high headboard



Width 58.25

Length 82

Height 30.25

Cubic Feet 84

Ship Weight 290

OPTIONS –

Locking casters +148.02

2 storage drawers (specify -L or -R) +288.51

Mattress, model SF36805,
36x80 +751.81

MODEL NO.

PRICE

SPB-8036-R Platform Bed

USD \$

1665.44


Royale

Mattress
Bed Accessories

SF36805

DESCRIPTION –

5" Mattress



DIMENSIONS –

Width 80

Depth 36

Height 5

Ship Weight 18


MODEL NO.	PRICE
SF36805 Seamless, tear-resistant cover	USD \$ 579.12

SF36805-PW

DESCRIPTION –

5" Mattress

With built-in pillow



DIMENSIONS –

Width 80

Depth 36

Height 5

Ship Weight 18

MODEL NO.	PRICE
SF36805-PW Seamless, tear-resistant cover	USD \$ 654.39

Mattresses

Eclipse

Overbed Tables Collection

When ordering this product, specification codes must be added to unit Model Number, as shown below.

NOTE: Upholstery and/or additional options must be specified separately.



ST140-CH

MODEL NUMBER -

THERMOFOIL FINISH -

ST140 -CH

- AR Aria
- CL Candlelight
- CN Chestnut
- CH Chocolate
- DV Dolce Vita
- GR Grenada
- HM Hard Rock Maple
- HA Havana
- PA Palomino
- PE Pebble
- SA Sand
- WC White Chocolate

Eclipse

Overbed Tables Collection

ST140

DESCRIPTION –

Overbed Table, H-style base
Mechanical spring mechanism



DIMENSIONS –

Width 30
Depth 16
Height 29–45
Cubic Feet 4
Ship Weight 30

OPTIONS –


Vanity tray w/mirror +104.58



VANITY TRAY
WITH MIRROR

MODEL NO.

MODEL NO.		PRICE
ST140	Thermofoil top, spill containment	USD \$ 370.06



Olsen

Overbed Tables Collection

When ordering this product, specification codes must be added to unit Model Number, as shown below.

NOTE: Upholstery and/or additional options must be specified separately.

THERMOFOIL
FINISH -



U
S
I
O

MODEL
NUMBER -

THERMOFOIL
FINISH -

ST200 -CH

- AR Aria
- CL Candlelight
- CN Chestnut
- CH Chocolate
- DV Dolce Vita
- GR Grenada
- HM Hard Rock Maple
- HA Havana
- PA Palomino
- PE Pebble
- SA Sand
- WC White Chocolate

Olsen

Overbed Tables Collection

ST200

DESCRIPTION –

Overbed Table, low-profile u-base
Pneumatic cylinder mechanism



DIMENSIONS –

Width 18
Depth 32
Height 28–45
Cubic Feet 4
Ship Weight 40

OPTIONS –

Wire storage basket +77.36



VANITY TRAY WITH MIRROR

MODEL NO.

MODEL NO.		PRICE
ST200	Thermofoil top, spill containment	USD \$ 688.68

ST200-EXT

DESCRIPTION –

Overbed Table, flip-up extension
Pneumatic cylinder mechanism



DIMENSIONS –

Width 18
Depth 44
Height 28–45
Cubic Feet 4
Ship Weight 43.5

OPTIONS –


Vanity tray with mirror +104.58



VANITY TRAY WITH MIRROR

MODEL NO.

MODEL NO.		PRICE
ST200-EXT	Thermofoil top, spill containment	USD \$ 806.17



Olsen

Overbed Tables Collection

ST200-SO

DESCRIPTION –

Overbed Table, low-profile u-base
Pneumatic cylinder mechanism



DIMENSIONS –

Width 18
Depth 32
Height 28–45
Cubic Feet 4
Ship Weight 40

OPTIONS –

Vanity tray with mirror +104.58



VANITY TRAY WITH MIRROR

MODEL NO.		PRICE
ST200-SO	Corian® Solid Surface top, spill groove	USD \$ 950.01

ST200-EXT-SO

DESCRIPTION –

Overbed Table, flip-up extension
Pneumatic cylinder mechanism



DIMENSIONS –

Width 18
Depth 44
Height 28–45
Cubic Feet 4
Ship Weight 43.5


OPTIONS –

Vanity tray with mirror +104.58



VANITY TRAY WITH MIRROR

MODEL NO.		PRICE
ST200-EXT-SO	Corian® Solid Surface top, spill groove	USD \$ 1260.69



Olsen

Overbed Tables Collection

Different fabrics may be specified on the seat and on the back. In this case, use the higher grade of the two. No additional upcharge applies. All prices are in US dollars (USD).

ST200C

DESCRIPTION –

Overbed Table, low-profile c-base
Pneumatic cylinder mechanism



DIMENSIONS –

Width 20
Depth 32.5
Height 28–45
Base Height 2.125
Cubic Feet 4
Ship Weight 41.5

OPTIONS –

Vanity tray with mirror +77.35



VANITY TRAY WITH MIRROR

MODEL NO.

PRICE

MODEL NO.		PRICE
ST200C	Thermofoil top, spill containment	USD \$ 688.68

ST200C-EXT

DESCRIPTION –

Overbed Table, flip-up extension
Pneumatic cylinder mechanism



DIMENSIONS –

Width 20
Depth 44.5
Height 28–45
Base Height 2.125
Cubic Feet 4
Ship Weight 44.5

OPTIONS –

Vanity tray with mirror +77.35




VANITY TRAY WITH MIRROR

MODEL NO.

PRICE

MODEL NO.		PRICE
ST200C-EXT	Thermofoil top, spill containment	USD \$ 897.32



Olsen

Overbed Tables Collection

Different fabrics may be specified on the seat and on the back. In this case, use the higher grade of the two. No additional upcharge applies. All prices are in US dollars (USD).

ST200C-SO

DESCRIPTION –

Overbed Table, low-profile c-base
Pneumatic cylinder mechanism




DIMENSIONS –

Width 20
Depth 32.5
Height 28-45
Base Height 2.125
Cubic Feet 4
Ship Weight 41.5

OPTIONS –

Vanity tray with mirror +77.35



VANITY TRAY WITH MIRROR

MODEL NO.

PRICE

ST200C-SO	Corian® Solid Surface top, spill groove	USD \$	1040.75
------------------	---	--------	---------

ST200C-EXT-SO

DESCRIPTION –

Overbed Table, flip-up extension
Pneumatic cylinder mechanism



DIMENSIONS –

Width 20
Depth 44.5
Height 28-45
Base Height 2.125
Cubic Feet 4
Ship Weight 44.5

OPTIONS –

Vanity tray with mirror +77.35




VANITY TRAY WITH MIRROR

MODEL NO.

PRICE

ST200C-EXT-SO	Corian® Solid Surface top, spill groove	USD \$	1260.69
----------------------	---	--------	---------



Victory

Overbed Tables Collection

When ordering this product, specification codes must be added to unit Model Number, as shown below.

NOTE: Upholstery and/or additional options must be specified separately.

THERMOFOIL
FINISH -



Victory

MODEL
NUMBER -

THERMOFOIL
FINISH -

ST190 -CH

- AR Aria
- CL Candlelight
- CN Chestnut
- CH Chocolate
- DV Dolce Vita
- GR Grenada
- HM Hard Rock Maple
- HA Havana
- PA Palomino
- PE Pebble
- SA Sand
- WC White Chocolate

Victory

Overbed Tables Collection

ST190

DESCRIPTION –

Overbed Table, low-profile u-base
Pneumatic gas lift mechanism



DIMENSIONS –

Width 40
Depth 18
Height 29–45
Cubic Feet 4
Ship Weight 30

OPTIONS –

Vanity tray with mirror +94.05



VANITY TRAY
WITH MIRROR

MODEL NO.

MODEL NO.		PRICE
ST190	Thermofoil top	USD \$ 938.72

Victory

Transcend

Overbed Tables Collection

When ordering this product, specification codes must be added to unit Model Number, as shown below.

NOTE: Upholstery and/or additional options must be specified separately.



THERMOFOIL
FINISH -

MODEL
NUMBER -

THERMOFOIL
FINISH -

ST180-TH-CH

- AR Aria
- CL Candlelight
- CN Chestnut
- CH Chocolate
- DV Dolce Vita
- GR Grenada
- HM Hard Rock Maple
- HA Havana
- PA Palomino
- PE Pebble
- SA Sand
- WC White Chocolate

Transcend

Transcend

Overbed Tables Collection

ST180-TH

DESCRIPTION –

Overbed Table, low-profile u-base
Pneumatic gas lift mechanism



DIMENSIONS –

Width 32
Depth 18
Height 30–45
Cubic Feet 5
Ship Weight 42

OPTIONS –

Vanity tray with mirror +104.58



VANITY TRAY
WITH MIRROR

MODEL NO.

MODEL NO.		PRICE
ST180-TH	Thermoformed top, spill containment	USD \$ 666.93

Transcend

Split-Top

Overbed Tables Collection

When ordering this product, specification codes must be added to unit Model Number, as shown below.

NOTE: Upholstery and/or additional options must be specified separately.



MODEL NUMBER –

THERMOFOIL FINISH –

ST170 –CH

AR	Aria
CL	Candlelight
CN	Chestnut
CH	Chocolate
DV	Dolce Vita
GR	Grenada
HM	Hard Rock Maple
HA	Havana
PA	Palomino
PE	Pebble
SA	Sand
WC	White Chocolate

Split-Top
Split-Top
Split-Top

Split-Top

Overbed Tables Collection

ST170

DESCRIPTION -

Overbed Table

Pneumatic gas lift mechanism



DIMENSIONS -

Width 32

Depth 18

Height 29.5-44.5

Cubic Feet 12

Ship Weight 80

OPTIONS -

Vanity tray with mirror

+104.58



VANITY TRAY WITH MIRROR

MODEL NO.

PRICE

MODEL NO.		PRICE
ST170	Thermofoil top, spill containment, upper only	USD \$ 1193.78

Split-Top
ST170
Price

Treatment

Table Collection

When ordering this product, specification codes must be added to unit Model Number, as shown below.

NOTE: Upholstery and/or additional options must be specified separately.



MODEL NUMBER -

WOOD FINISH -

ST6085-DW -SF

- AR Aria
- CL Candlelight
- CN Chestnut
- CH Chocolate
- DV Dolce Vita
- GR Grenada
- HM Hard Rock Maple
- HA Havana
- PA Palomino
- PE Pebble
- SA Sand
- WC White Chocolate

Treatment

Treatment

Table Collection

All prices are in US dollars (USD).

ST6085

DESCRIPTION –

Treatment Table
Quick-change paper roll holder



DIMENSIONS –

Width 72
Depth 28
Height 30
COM Yard 3.5
Ship Weight 90

OPTIONS –

Moisture barrier +78.61

MODEL NO.	COM/1	2	3	4	5	6	7	8
ST6085	1032.80	1113.91	1195.03	1276.15	1357.69	1438.81	1519.93	1600.62

ST6085-SH

DESCRIPTION –

Treatment Table, shelf
Quick-change paper roll holder



DIMENSIONS –

Width 72
Depth 28
Height 30
COM Yard 3.5
Ship Weight 125

OPTIONS –

Moisture barrier +78.61

MODEL NO.	COM/1	2	3	4	5	6	7	8
ST6085-SH	1248.14	1329.26	1410.79	1491.91	1572.61	1653.73	1735.26	1816.38

ST6085-DW

DESCRIPTION –

Treatment Table, drawer
Quick-change paper roll holder



DIMENSIONS –

Width 72
Depth 28
Height 30
COM Yard 3.5
Ship Weight 195

OPTIONS –

Moisture barrier +78.61

MODEL NO.	COM/1	2	3	4	5	6	7	8
ST6085-DW	1536.65	1617.35	1698.47	1780.01	1861.13	1942.25	2023.37	2104.90

Treatment

Treatment


Table Collection

All prices are in US dollars (USD).

ST6085-ABR

DESCRIPTION –

Treatment Table
Adjustable back rest
Quick-change paper roll holder



DIMENSIONS –

Width 72
Depth 28
Height 30
COM Yard 3.5
Ship Weight 90

OPTIONS –

Moisture barrier +156.80

MODEL NO.	COM/1	2	3	4	5	6	7	8
ST6085-ABR	1620.70	1718.54	1816.38	1914.23	2012.07	2107.41	2205.25	2303.52

ST6085-SH-ABR

DESCRIPTION –

Treatment Table, shelf
Adjustable back rest
Quick-change paper roll holder



DIMENSIONS –

Width 72
Depth 28
Height 30
COM Yard 3.5
Ship Weight 125

OPTIONS –

Moisture barrier +156.80

MODEL NO.	COM/1	2	3	4	5	6	7	8
ST6085-SH-ABR	1838.55	1936.81	2034.65	2132.49	2230.76	2328.60	2426.45	2524.71

ST6085-DW-ABR

DESCRIPTION –

Treatment Table, drawer
Adjustable back rest
Quick-change paper roll holder



DIMENSIONS –

Width 72
Depth 28
Height 30
COM Yard 3.5
Ship Weight 195

OPTIONS –

Moisture barrier +156.80

MODEL NO.	COM/1	2	3	4	5	6	7	8
ST6085-DW-ABR	2135.43	2233.27	2331.53	2429.37	2527.21	2625.06	2722.90	2821.17

Treatment

Physician

Stools Collection

When ordering this product, specification codes must be added to unit Model Number, as shown below.

NOTE: Upholstery and/or additional options must be specified separately.

- VINYL COLOR –
- BLUE SKIES
- CHOCOLATE TRUFFLE
- CLASSIC BLACK
- DEEP FOREST
- FINE WINE
- LEMON MERINGUE
- SOFT LINEN
- TRUE GRAPHITE
- TWILIGHT BLUE



MODEL
NUMBER –

S1200

Physician

Physician

Stools Collection

Physician Stools ship flat-packed in components. No tools required for assembly. All prices are in US dollars (USD).

S1200

DESCRIPTION –

Physician Stool



DIMENSIONS –

Width	16
Depth	16
Seat Height	17.5–22.5
Seat Height Counter Height Option	24.25–34.25
Base Diameter	23
COM Yard	0.5
Cubic Feet	4
Ship Weight	15

OPTIONS –

Moisture barrier	+14.63
Stationary glide	+0
Soft-wheel casters (5)	+14.63
Counter height	+24.25
Auto-lock casters	+23.00
Toe-cap base	+31.36



TOE-CAP BASE

MODEL NO.	COM/1	2	3	4	5	6	7	8
S1200	254.23	278.90	302.73	326.57	352.07	377.99	404.34	430.27

S1240

DESCRIPTION –

Physician Stool, foot ring



DIMENSIONS –

Width	16
Depth	16
Seat Height	17.5–22.5
Seat Height Counter Height Option	24.25–34.25
Base Diameter	23
COM Yard	0.5
Cubic Feet	4
Ship Weight	18

OPTIONS –

Moisture barrier	+14.63
Stationary glide	+0
Soft-wheel casters (5)	+14.63
Counter height	+24.25
Auto-lock casters	+23.00
Toe-cap base	+31.36



TOE-CAP BASE

MODEL NO.	COM/1	2	3	4	5	6	7	8
S1240	292.28	316.53	340.79	365.87	390.54	416.89	442.81	469.15

Physician

Physician

Stools Collection

Physician Stools ship flat-packed in components. No tools required for assembly. All prices are in US dollars (USD).

S1200-F

DESCRIPTION –

Physician Stool
Foot-activated, height adjustment



DIMENSIONS –

Width 16
Depth 16
Seat Height 20-25
Seat Height Counter Height Option 24-31
Base Diameter 23
COM Yard 0.75
Cubic Feet 4
Ship Weight 22

OPTIONS –

Moisture barrier +14.63
Stationary glide +0
Soft-wheel casters (5) +14.63
Counter height +24.25
Auto-lock casters +23.00

MODEL NO.	COM/1	2	3	4	5	6	7	8
S1200-F	421.07	449.08	477.93	507.20	537.31	568.25	599.19	629.71

S1260

DESCRIPTION –

Physician Stool
Back support



DIMENSIONS –

Width 16
Depth 16
Back Height 30-35
Back Height Counter Height Option 36.75-46.75
Seat Height 17.5-22.5
Seat Height Counter Height Option 24.25-34.25
Base Diameter 23
COM Yard 0.75
Cubic Feet 4
Ship Weight 22

OPTIONS –

Moisture barrier +14.63
Stationary glide +0
Soft-wheel casters (5) +14.63
Counter height +24.25
Auto-lock casters +23.00
Toe-cap base +31.36



TOE-CAP BASE

MODEL NO.	COM/1	2	3	4	5	6	7	8
S1260	300.22	327.41	355.42	383.44	412.28	441.97	471.66	500.93

Physician
Stool

Physician

Stools Collection

Physician Stools ship flat-packed in components. No tools required for assembly. All prices are in US dollars (USD).

S1280

DESCRIPTION –

Physician Stool
Back support, foot ring



DIMENSIONS –

Width 16
Depth 16
Back Height 30–35
Back Height
Counter Height Option 36.75–46.75
Seat Height 17.5–22.5
Seat Height
Counter Height Option 24.25–34.25
Base Diameter 23
COM Yard 0.75
Cubic Feet 4
Ship Weight 22

OPTIONS –

Moisture barrier +14.63
Stationary glide +0
Soft-wheel casters (5) +14.63
Counter height +24.25
Auto-lock casters +23.00
Toe-cap base +31.36



TOE-CAP BASE

MODEL NO.	COM/1	2	3	4	5	6	7	8
S1280	338.28	365.87	394.31	422.32	451.59	481.28	510.55	540.65

S1260-F

DESCRIPTION –

Physician Stool, back support
Foot-activated, height adjustment



DIMENSIONS –

Width 16
Depth 16
Back Height 32.5–37.5
Back Height
Counter Height Option 36.5–43.5
Seat Height 20–25
Seat Height
Counter Height Option 24–31
Base Diameter 23
COM Yard 0.75
Cubic Feet 4
Ship Weight 22

OPTIONS –

Moisture barrier +14.63
Stationary glide +0
Soft-wheel casters (5) +14.63
Counter height +24.25
Auto-lock casters +23.00

MODEL NO.	COM/1	2	3	4	5	6	7	8
S1260-F	458.70	487.55	515.98	546.51	577.45	607.56	638.50	668.60

Physician
Stool

Laboratory

Stools Collection

When ordering this product, specification codes must be added to unit Model Number, as shown below.

NOTE: Upholstery and/or additional options must be specified separately.

- VINYL COLOR –
- BLUE SKIES
- CHOCOLATE TRUFFLE
- CLASSIC BLACK
- DEEP FOREST
- FINE WINE
- LEMON MERINGUE
- SOFT LINEN
- TRUE GRAPHITE
- TWILIGHT BLUE



MODEL
NUMBER –

S1500

Laboratory

Laboratory

Stools Collection

Physician Stools ship flat-packed in components. No tools required for assembly. All prices are in US dollars (USD).

S1500

DESCRIPTION –

Lab Stool, upholstered



DIMENSIONS –

Overall Height	41–51
Seat Width	18.5
Seat Depth	17
Seat Height	23–33
Base Diameter	27
Arm Height	31–44
COM Yard	1.25
Cubic Feet	6
Ship Weight	34

OPTIONS –

Moisture barrier	+14.63
Stationary glide	+0
Soft-wheel casters (5)	+14.63
Auto-lock casters	+23.00
Toe-cap base	+31.36
Arms	+50.18



TOE-CAP BASE

MODEL NO.	COM/1	2	3	4	5	6	7	8
S1500	418.56	466.23	513.89	562.40	612.15	662.75	712.93	763.52

S1600

DESCRIPTION –

Lab Stool, polyurethane



DIMENSIONS –

Overall Height	39–49
Seat Width	18
Seat Depth	16.5
Seat Height	23–33
Base Diameter	27
Cubic Feet	6
Ship Weight	34

OPTIONS –

Stationary glide	+0
Soft-wheel casters (5)	+14.63
Auto-lock casters	+23.00
Toe-cap base	+31.36



TOP-CAP BASE

MODEL NO.	PRICE
S1600	USD \$ 386.36

Laboratory

Gem

Occasional Table Collection

When ordering this product, specification codes must be added to unit Model Number, as shown below.

NOTE: Upholstery and/or additional options must be specified separately.

Gem



METAL
FRAME FINISH -

MODEL
NUMBER -

METAL FRAME
FINISH -

GETS-2020-16-SS

GM Gunmetal

MB Metallic Beige

SB Smooth Black

SS Smooth Silver

TB Textured Black

TN Textured Nickel

Gem

Occasional Table Collection

Different fabrics may be specified on the seat and on the back. In this case, use the higher grade of the two. No additional upcharge applies. All prices are in US dollars (USD).

GEM

GETS-2020-16

DESCRIPTION –

End Table, soft-square



DIMENSIONS –

Width 19.75
Depth 19.75
Height 16
Cubic Feet 4
Ship Weight, solid surface 22
Ship Weight, thermofoil 21

GETS-2020-16-S	Corian® Solid Surface top	USD \$	572.85
GETS-2020-16-T	Thermofoil Top	USD \$	364.20

GETS-3030-16

DESCRIPTION –

Coffee Table, soft-square



DIMENSIONS –

Width 29.75
Depth 29.75
Height 16
Cubic Feet 9
Ship Weight, solid surface 39
Ship Weight, thermofoil 36

GETS-3030-16-S	Corian® Solid Surface top	USD \$	813.69
GETS-3030-16-T	Thermofoil Top	USD \$	550.69

GETR-3020-16

DESCRIPTION –

Coffee Table, soft-rectangle



DIMENSIONS –

Width 29.75
Depth 19.75
Height 16
Cubic Feet 6
Ship Weight, solid surface 30
Ship Weight, thermofoil 28

GETR-3020-16-S	Corian® Solid Surface top	USD \$	659.82
GETR-3020-16-T	Thermofoil Top	USD \$	420.23

Zurich

Occasional Table Collection

When ordering this product, specification codes must be added to unit Model Number, as shown below.

NOTE: Upholstery and/or additional options must be specified separately.

THERMOFOIL
TOP COLOR –

WOOD LEG
FINISH –



Zurich

MODEL
NUMBER –

WOOD LEG
FINISH –

THERMOFOIL
TOP COLOR –

ZUTF-212120-RC –WH

AR Aria	AR Aria
CL Candlelight	CL Candlelight
CN Chestnut	CN Chestnut
CH Chocolate	CH Chocolate
DV Dolce Vita	DV Dolce Vita
GR Grenada	GR Grenada
HM Hard Rock Maple	HM Hard Rock Maple
HA Havana	HA Havana
PA Palomino	PA Palomino
PE Pebble	PE Pebble
SA Sand	SA Sand
WC White Chocolate	WC White Chocolate
	WH White

Zurich

Occasional Table Collection

Zurich

ZUTF-212120

DESCRIPTION –

End Table



DIMENSIONS –

Width 21

Depth 21

Height 20

Cubic Feet 5.6

Ship Weight 15.25

MODEL NO.

PRICE

ZUTF-212120 Thermofoil top

USD \$ 413.95

ZUTF-353516

DESCRIPTION –

Coffee Table



DIMENSIONS –

Width 35

Depth 35

Height 16

Cubic Feet 12

Ship Weight 27

MODEL NO.

PRICE

ZUTF-353516 Thermofoil top

USD \$ 552.78

Table, Disc Base

Dining Collection

When ordering this product, specification codes must be added to unit Model Number, as shown below.

NOTE: Upholstery and/or additional options must be specified separately.



LAMINATE
WOOD FINISH –

EDGE
STYLE –

BASE/COLUMN
FINISH –

ab
S
B
C
S
I
D

MODEL
NUMBER –

EDGE
STYLE –

LAMINATE
WOOD FINISH –

BASE/COLUMN
FINISH –

FHDB-36D –S –HM –SS

P	3mm PVC	AR	Aria	GM	Gunmetal
S	Polyurethane no-drip edge	CL	Candlelight	MB	Metallic Beige
		CN	Chestnut	SB	Smooth Black
		CH	Chocolate	SS	Smooth Silver
		DV	Dolce Vita	TB	Textured Black
		GR	Grenada	TN	Textured Nickel
		HM	Hard Rock Maple		
		HA	Havana		
		PA	Palomino		
		PE	Pebble		
		SA	Sand		
		WC	White Chocolate		

Table, Disc Base

Dining Collection

FHDB-36D

DESCRIPTION –

Round Top, disc base
36" diameter



DIMENSIONS –

Width 36
Depth 36
Height 29
Cubic Feet 24
Ship Weight 75

MODEL NO.

PRICE

FHDB-36D-P	3mm PVC edge	USD \$	819.13
FHDB-36D-S	Polyurethane no-drip edge	USD \$	1082.97

FHDB-42D

DESCRIPTION –

Round Top, disc base
42" diameter



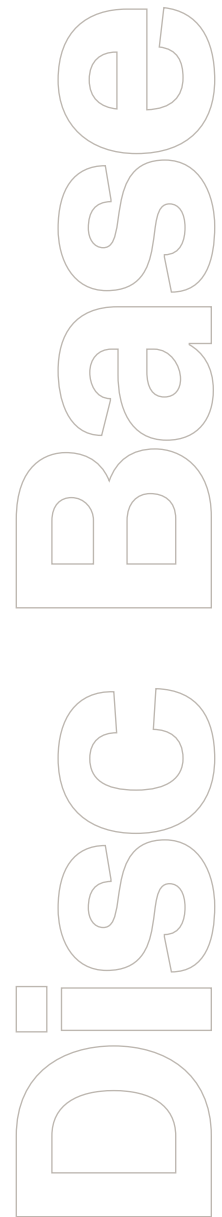
DIMENSIONS –

Width 42
Depth 42
Height 29
Cubic Feet 32
Ship Weight 92

MODEL NO.

PRICE

FHDB-42D-P	3mm PVC edge	USD \$	857.18
FHDB-42D-S	Polyurethane no-drip edge	USD \$	1127.29



Table, Disc Base

Dining Collection

FHDBB-36D

DESCRIPTION –

Round Top, disc base
36" diameter



DIMENSIONS –

Width 36
Depth 36
Height 42
Cubic Feet 34
Ship Weight 75

MODEL NO.

PRICE

FHDBB-36D-P 3mm PVC edge	USD \$	916.14
FHDBB-36D-S Polyurethane no-drip edge	USD \$	1187.93

FHDB-3636

DESCRIPTION –

Square Top, disc base
36" x 36"




DIMENSIONS –

Width 36
Depth 36
Height 29
Cubic Feet 24
Ship Weight 90

MODEL NO.

PRICE

FHDB-3636-P 3mm PVC edge	USD \$	891.05
FHDB-3636-S Polyurethane no-drip edge	USD \$	1162.84



Table, Disc Base

Dining Collection

FHDB-4242

DESCRIPTION –

Sqaure Top, disc base

42" x 42"



DIMENSIONS –

Width 42

Depth 42

Height 29

Cubic Feet 32

Ship Weight 112

MODEL NO.

PRICE

FHDB-4242-P 3mm PVC edge	USD \$	830.42
---------------------------------	--------	--------

FHDB-4242-P Polyurethane no-drip edge	USD \$	1103.88
--	--------	---------

FHDBB-3636

DESCRIPTION –

Square Top, disc base

36" x 36"



DIMENSIONS –

Width 36

Depth 36

Height 42

Cubic Feet 34



Ship Weight 92

MODEL NO.

PRICE

FHDBB-3636-P 3mm PVC edge	USD \$	891.05
----------------------------------	--------	--------

FHDBB-3636-S Polyurethane no-drip edge	USD \$	1162.84
---	--------	---------




Bali

Occasional Table Collection

When ordering this product, specification codes must be added to unit Model Number, as shown below.

NOTE: Upholstery and/or additional options must be specified separately.



LAMINATE
FINISH -

METAL BASE
FINISH -

MODEL
NUMBER -

LAMINATE
FINISH -


METAL BASE
FINISH -

DRT-20D-16-H-CH -GM

AR Aria	GM Gunmetal
CL Candlelight	MB Metallic Beige
CH Chocolate	SB Smooth Black
DV Dolce Vita	SS Smooth Silver
GR Grenada	TB Textured Black
HM Hardrock Maple	TN Textured Nickel
HA Havana	
MA Mahogany	
PA Palomino	
RC Rustic Cherry	
SF Summer Flame	
WC White Chocolate	

Bali

Occasional Table Collection



DRT-20D-16-H

DESCRIPTION –

Drum Table
20" x 16"



DIMENSIONS –

Width 20
Height 16
Cubic Feet 4
Ship Weight 17.25

OPTIONS –

A/C receptacle with USB port +165.16



LOCATED
TOP REAR



POWER WITH
2 USB PORTS

MODEL NO.		PRICE
DRT-20D-16-H	Laminate drum table	USD \$ 689.09

DRT-20D-20-H

DESCRIPTION –

Drum Table
20" x 20"



DIMENSIONS –

Width 20
Height 20
Cubic Feet 5
Ship Weight 20

OPTIONS –

A/C receptacle with USB port +165.16



LOCATED
TOP REAR



POWER WITH
2 USB PORTS

MODEL NO.		PRICE
DRT-20D-20-H	Laminate drum table	USD \$ 714.60

DRT-24D-16-H

DESCRIPTION –

Drum Table
24" x 16"



DIMENSIONS –


Width 24
Height 16
Cubic Feet 5
Ship Weight 22.5

OPTIONS –

A/C receptacle with USB port +165.16



LOCATED
TOP REAR




POWER WITH
2 USB PORTS

MODEL NO.		PRICE
DRT-24D-16-H	Laminate drum table	USD \$ 739.69

Bali

Occasional Table Collection



DRT-24D-20-H

DESCRIPTION -

Drum Table
24" x 20"



DIMENSIONS -

Width 24
Height 20
Cubic Feet 7
Ship Weight 26

OPTIONS -

A/C receptacle with USB port +165.16



LOCATED
TOP REAR



POWER WITH
2 USB PORTS

MODEL NO.

PRICE

MODEL NO.		PRICE
DRT-24D-20-H	Laminate drum table	USD \$ 765.19

DRT-30D-16-H

DESCRIPTION -

Drum Table
30" x 16"



DIMENSIONS -

Width 30
Height 16
Cubic Feet 8
Ship Weight 31

OPTIONS -

A/C receptacle with USB port +165.16



LOCATED
TOP CENTER



POWER WITH
2 USB PORTS

MODEL NO.

PRICE

MODEL NO.		PRICE
DRT-30D-16-H	Laminate drum table	USD \$ 790.70

DRT-30D-20-H

DESCRIPTION -

Drum Table
30" x 20"



DIMENSIONS -

Width 30
Height 20
Cubic Feet 10
Ship Weight 35

OPTIONS -

A/C receptacle with USB port +165.16



LOCATED
TOP CENTER



POWER WITH
2 USB PORTS


MODEL NO.

PRICE

MODEL NO.		PRICE
DRT-30D-20-H	Laminate drum table	USD \$ 814.95

Bali

Occasional Table Collection



DRT-36D-16-H

DESCRIPTION -

Drum Table
36" x 16"



DIMENSIONS -

Width 36
Height 16
Cubic Feet 12
Ship Weight 41

OPTIONS -

A/C receptacle with USB port +164.16



LOCATED
TOP CENTER



POWER WITH
2 USB PORTS

MODEL NO.

PRICE

MODEL NO.		PRICE
DRT-36D-16-H	Laminate drum table	USD \$ 863.87

DRT-36D-20-H

DESCRIPTION -

Drum Table
36" x 20"



DIMENSIONS -

Width 36
Height 20
Cubic Feet 15
Ship Weight 46

OPTIONS -

A/C receptacle with USB port +165.16



LOCATED
TOP CENTER



POWER WITH
2 USB PORTS

MODEL NO.

PRICE

MODEL NO.		PRICE
DRT-36D-20-H	Laminate drum table	USD \$ 912.80

DRT-42D-16-H

DESCRIPTION -

Drum Table
42" x 16"



DIMENSIONS -


Width 42
Height 16
Cubic Feet 16
Ship Weight 53

OPTIONS -

A/C receptacle with USB port +165.16



LOCATED
TOP CENTER



POWER WITH
2 USB PORTS


MODEL NO.

PRICE

MODEL NO.		PRICE
DRT-42D-16-H	Laminate drum table	USD \$ 960.88

Bali

Occasional Table Collection



DRT-20D-16-BH-H

DESCRIPTION –

Drum Table, plinth base
20" x 16"

DIMENSIONS –

Width 20
Height 16
Cubic Feet 4
Ship Weight 72.5

OPTIONS –

A/C receptacle with USB port +165.16



LOCATED
TOP REAR



POWER WITH
2 USB PORTS



MODEL NO.

PRICE

DRT-20D-16-BH-H	Laminate drum table with plinth base	USD \$	909.03
------------------------	--------------------------------------	--------	--------

DRT-20D-20-BH-H

DESCRIPTION –

Drum Table, plinth base
20" x 20"

DIMENSIONS –


Width 20
Height 20
Cubic Feet 5
Ship Weight 78

OPTIONS –

A/C receptacle with USB port +165.16



LOCATED
TOP REAR



POWER WITH
2 USB PORTS



MODEL NO.

PRICE

DRT-20D-20-BH-H	Laminate drum table with plinth base	USD \$	970.08
------------------------	--------------------------------------	--------	--------

DRT-24D-16-BH-H

DESCRIPTION –

Drum Table, plinth base
24" x 16"

DIMENSIONS –


Width 24
Height 16
Cubic Feet 5
Ship Weight 82.5

OPTIONS –

A/C receptacle with USB port +165.16



LOCATED
TOP REAR



POWER WITH
2 USB PORTS




MODEL NO.

PRICE

DRT-24D-16-BH-H	Laminate drum table with plinth base	USD \$	1031.55
------------------------	--------------------------------------	--------	---------

Bali

Occasional Table Collection



DRT-24D-20-BH-H

DESCRIPTION –

Drum Table, plinth base
24" x 20"



DIMENSIONS –

Width 24
Height 20
Cubic Feet 7
Ship Weight 88

OPTIONS –

A/C receptacle with USB port +165.16



LOCATED TOP REAR



POWER WITH 2 USB PORTS

MODEL NO.

PRICE

DRT-24D-20-BH-H Laminate drum table with plinth base USD \$ 1092.59

DRT-30D-16-BH-H

DESCRIPTION –

Drum Table, plinth base
30" x 16"



DIMENSIONS –

Width 30
Height 16
Cubic Feet 8
Ship Weight 81

OPTIONS –

A/C receptacle with USB port +165.16



LOCATED TOP CENTER



POWER WITH 2 USB PORTS

MODEL NO.

PRICE

DRT-30D-16-BH-H Laminate drum table with plinth base USD \$ 1154.06

DRT-30D-20-BH-H

DESCRIPTION –

Drum Table, plinth base
30" x 20"



DIMENSIONS –


Width 30
Height 20
Cubic Feet 10
Ship Weight 85

OPTIONS –

A/C receptacle with USB port +165.16



LOCATED TOP CENTER



POWER WITH 2 USB PORTS


MODEL NO.

PRICE

DRT-30D-20-BH-H Laminate drum table with plinth base USD \$ 1214.69

Bali

Occasional Table Collection



DRT-36D-16-BH-H

DESCRIPTION –

Drum Table, plinth base
36" x 16"



DIMENSIONS –

Width 36
Height 16
Cubic Feet 12
Ship Weight 114

OPTIONS –

A/C receptacle with USB port +165.16



LOCATED
TOP CENTER

POWER WITH
2 USB PORTS

MODEL NO.

PRICE

DRT-36D-16-BH-H Laminate drum table with plinth base USD \$ 1299.57

DRT-36D-20-BH-H

DESCRIPTION –

Drum Table, plinth base
36" x 20"



DIMENSIONS –

Width 36
Height 20
Cubic Feet 15
Ship Weight 130

OPTIONS –

A/C receptacle with USB port +165.16



LOCATED
TOP CENTER

POWER WITH
2 USB PORTS

MODEL NO.

PRICE

DRT-36D-20-BH-H Laminate drum table with plinth base USD \$ 1384.87

DRT-42D-16-BH-H

DESCRIPTION –

Drum Table, plinth base
42" x 16"



DIMENSIONS –

Width 42
Height 16
Cubic Feet 16
Ship Weight 150

OPTIONS –

A/C receptacle with USB port +165.16



LOCATED
TOP CENTER

POWER WITH
2 USB PORTS


MODEL NO.

PRICE

DRT-42D-16-BH-H Laminate drum table with plinth base USD \$ 1470.59

Bali

Occasional Table Collection



DRT-20D-16-H-S

DESCRIPTION -

Drum Table
20" x 16"



DIMENSIONS -

Width 20
Height 16
Cubic Feet 4
Ship Weight 17.25

OPTIONS -

A/C receptacle with USB port +165.16



LOCATED
TOP REAR



POWER
WITH 2
USB PORTS

MODEL NO.

PRICE

DRT-20D-16-H-S Laminate drum table, solid surface top USD \$ 778.16

DRT-20D-20-H-S

DESCRIPTION -

Drum Table
20" x 20"



DIMENSIONS -

Width 20
Height 20
Cubic Feet 5
Ship Weight 20

OPTIONS -

A/C receptacle with USB port +165.16



LOCATED
TOP REAR



POWER
WITH 2
USB PORTS

MODEL NO.

PRICE

DRT-20D-20-H-S Laminate drum table, solid surface top USD \$ 813.28

DRT-24D-16-H-S

DESCRIPTION -

Drum Table
24" x 16"



DIMENSIONS -


Width 24
Height 16
Cubic Feet 5
Ship Weight 22.5

OPTIONS -

A/C receptacle with USB port +165.16



LOCATED
TOP REAR



POWER
WITH 2 USB
PORTS


MODEL NO.

PRICE

DRT-24D-16-H-S Laminate drum table, solid surface top USD \$ 838.87

Bali

Occasional Table Collection



DRT-24D-20-H-S

DESCRIPTION –

Drum Table
24" x 20"



DIMENSIONS –

Width 24
Height 20
Cubic Feet 7
Ship Weight 26

OPTIONS –

A/C receptacle with USB port +165.16



LOCATED
TOP REAR



POWER
WITH 2 USB
PORTS

MODEL NO.

PRICE

DRT-24D-20-H-S Laminate drum table, solid surface top USD \$ 885.20

DRT-30D-16-H-S

DESCRIPTION –

Drum Table
30" x 16"



DIMENSIONS –


Width 30
Height 16
Cubic Feet 8
Ship Weight 31

OPTIONS –

A/C receptacle with USB port +165.16



LOCATED
TOP CENTER



POWER WITH
2 USB PORTS

MODEL NO.

PRICE

DRT-30D-16-H-S Laminate drum table, solid surface top USD \$ 931.61

DRT-30D-20-H-S

DESCRIPTION –

Drum Table
30" x 20"



DIMENSIONS –

Width 30
Height 20
Cubic Feet 10
Ship Weight 35

OPTIONS –

A/C receptacle with USB port +165.16



LOCATED
TOP CENTER



POWER
WITH 2 USB
PORTS


MODEL NO.

PRICE

DRT-30D-20-H-S Laminate drum table, solid surface top USD \$ 955.86

Bali

Occasional Table Collection



DRT-36D-16-H-S

DESCRIPTION -

Drum Table
36" x 16"



DIMENSIONS -

Width 36
Height 16
Cubic Feet 12
Ship Weight 41

OPTIONS -

A/C receptacle with USB port +165.16



LOCATED
TOP CENTER



POWER
WITH 2 USB
PORTS

MODEL NO.

PRICE

DRT-36D-16-H-S Laminate drum table, solid surface top USD \$ 1072.52

DRT-36D-20-H-S

DESCRIPTION -

Drum Table
36" x 20"



DIMENSIONS -

Width 36
Height 20
Cubic Feet 15
Ship Weight 46

OPTIONS -

A/C receptacle with USB port +165.16



LOCATED
TOP CENTER



POWER
WITH 2 USB
PORTS

MODEL NO.

PRICE

DRT-36D-20-H-S Laminate drum table, solid surface top USD \$ 1118.10

DRT-42D-16-H-S

DESCRIPTION -

Drum Table
42" x 16"



DIMENSIONS -


Width 42
Height 16
Cubic Feet 16
Ship Weight 53

OPTIONS -

A/C receptacle with USB port +165.16



LOCATED
TOP CENTER



POWER
WITH 2 USB
PORTS


MODEL NO.

PRICE

DRT-42D-16-H-S Laminate drum table, solid surface top USD \$ 1203.40

Bali

Occasional Table Collection



DRT-20D-20-BH-H-S

DESCRIPTION –

Drum Table, plinth base
20" x 20"



DIMENSIONS –


Width 20
Height 20
Cubic Feet 5
Ship Weight 78

OPTIONS –

A/C receptacle with USB port +165.16



LOCATED
TOP REAR



POWER
WITH 2 USB
PORTS

MODEL NO.

PRICE

DRT-20D-20-BH-H-S Laminate, plinth base, solid surface top USD \$ 1059.56

DRT-24D-16-BH-H-S

DESCRIPTION –

Drum Table, plinth base
24" x 16"



DIMENSIONS –


Width 24
Height 16
Cubic Feet 5
Ship Weight 82.5

OPTIONS –

A/C receptacle with USB port +165.16



LOCATED
TOP REAR



POWER
WITH 2 USB
PORTS

MODEL NO.

PRICE

DRT-24D-16-BH-H-S Laminate, plinth base, solid surface top USD \$ 1146.12

Bora

Occasional Table Collection

When ordering this product, specification codes must be added to unit Model Number, as shown below.

NOTE: Upholstery and/or additional options must be specified separately.

Bora



METAL BASE
FINISH -

MODEL
NUMBER -

METAL BASE
FINISH -


DRT20D16-U -CH

- GM** Gunmetal
- MB** Metallic Beige
- SB** Smooth Black
- SS** Smooth Silver
- TB** Textured Black
- TN** Textured Nickel

Bora

Occasional Table Collection

All prices are in US dollars (USD).



DRT20D16-U

DESCRIPTION -

Drum Table
20" x 16"



DIMENSIONS -

Width 20
Height 16
COM Yard 2
Cubic Feet 4
Ship Weight 19

OPTIONS -

Moisture barrier +16.72
A/C receptacle with USB port +165.16



MODEL NO.	COM/1	2	3	4	5	6	7	8
DRT20D16-U	689.09	709.16	728.82	749.30	768.96	789.03	809.51	829.58

DRT20D20-U

DESCRIPTION -

Drum Table
20" x 20"



DIMENSIONS -

Width 20
Height 20
COM Yard 2
Cubic Feet 5
Ship Weight 23

OPTIONS -

Moisture barrier +16.72
A/C receptacle with USB port +165.16



MODEL NO.	COM/1	2	3	4	5	6	7	8
DRT20D20-U	714.60	739.26	763.94	788.60	813.69	837.94	863.03	887.71

DRT24D16-U

DESCRIPTION -

Drum Table
24" x 16"



DIMENSIONS -

Width 24
Height 16
COM Yard 2.25
Cubic Feet 5
Ship Weight 26

OPTIONS -

Moisture barrier +16.72
A/C receptacle with USB port +165.16




MODEL NO.	COM/1	2	3	4	5	6	7	8
DRT24D16-U	739.69	769.37	798.64	827.91	857.60	887.28	916.98	946.66

Bora

Occasional Table Collection

All prices are in US dollars (USD).



DRT24D20-U

DESCRIPTION -

Drum Table
24" x 20"



DIMENSIONS -

Width 24
Height 20
COM Yard 2.25
Cubic Feet 7
Ship Weight 30

OPTIONS -

Moisture barrier +23.00
A/C receptacle with USB port +165.16



MODEL NO.	COM/1	2	3	4	5	6	7	8
DRT24D20-U	765.19	799.48	833.35	867.64	902.34	936.62	971.34	1006.04

DRT30D16-U

DESCRIPTION -

Drum Table
30" x 16"



DIMENSIONS -

Width 30
Height 16
COM Yard 2.75
Cubic Feet 8
Ship Weight 35

OPTIONS -

Moisture barrier +18.82
A/C receptacle with USB port +165.16



MODEL NO.	COM/1	2	3	4	5	6	7	8
DRT30D16-U	790.70	829.58	868.05	906.94	947.08	985.13	1025.27	1065.00

DRT30D20-U

DESCRIPTION -

Drum Table
30" x 20"



DIMENSIONS -

Width 30
Height 20
COM Yard 2.75
Cubic Feet 10
Ship Weight 41

OPTIONS -

Moisture barrier +29.27
A/C receptacle with USB port +165.16




MODEL NO.	COM/1	2	3	4	5	6	7	8
DRT30D20-U	814.95	859.27	902.76	947.08	990.98	1034.47	1078.38	1122.70

Bora

Occasional Table Collection

All prices are in US dollars (USD).



DRT36D16-U

DESCRIPTION -

Drum Table
36" x 16"



DIMENSIONS -

Width 36
Height 16
COM Yard 2.75
Cubic Feet 12
Ship Weight 43

OPTIONS -

Moisture barrier +29.27
A/C receptacle with USB port +165.16



MODEL NO.	COM/1	2	3	4	5	6	7	8
DRT36D16-U	863.87	913.21	962.14	1011.05	1060.39	1109.73	1159.07	1208.41

DRT36D20-U

DESCRIPTION -

Drum Table
36" x 20"



DIMENSIONS -

Width 36
Height 20
COM Yard 2.75
Cubic Feet 15
Ship Weight 47

OPTIONS -

Moisture barrier +35.54
A/C receptacle with USB port +165.16



MODEL NO.	COM/1	2	3	4	5	6	7	8
DRT36D20-U	912.80	967.15	1021.09	1075.45	1130.64	1185.00	1240.19	1294.97

DRT42D16-U

DESCRIPTION -

Drum Table
42" x 16"



DIMENSIONS -

Width 42
Height 16
COM Yard 3.25
Cubic Feet 16
Ship Weight 55

OPTIONS -

Moisture barrier +31.36
A/C receptacle with USB port +165.16




MODEL NO.	COM/1	2	3	4	5	6	7	8
DRT42D16-U	960.88	1020.68	1080.89	1140.26	1200.47	1260.26	1320.47	1380.69

Bora

Occasional Table Collection

All prices are in US dollars (USD).



DRT20D16-U-PL

DESCRIPTION –

Drum Table, plinth base
20" x 16"



DIMENSIONS –

Width 20
Height 16
COM Yard 2
Cubic Feet 4
Ship Weight 41

OPTIONS –

Moisture barrier +16.73
A/C receptacle with USB port +165.16



MODEL NO.	COM/1	2	3	4	5	6	7	8
DRT20D16-U-PL	909.03	928.69	949.17	968.83	988.90	1008.54	1029.04	1049.11

DRT20D20-U-PL

DESCRIPTION –

Drum Table, plinth base
20" x 20"



DIMENSIONS –

Width 20
Height 20
COM Yard 2
Cubic Feet 5
Ship Weight 44

OPTIONS –

Moisture barrier +16.73
A/C receptacle with USB port +165.16



MODEL NO.	COM/1	2	3	4	5	6	7	8
DRT20D20-U-PL	970.08	994.75	1019.42	1044.50	1069.18	1093.84	1118.93	1143.61

DRT24D16-U-PL

DESCRIPTION –

Drum Table, plinth base
24" x 16"



DIMENSIONS –

Width 24
Height 16
COM Yard 2.25
Cubic Feet 5
Ship Weight 57

OPTIONS –

Moisture barrier +18.82
A/C receptacle with USB port +165.16



MODEL NO.	COM/1	2	3	4	5	6	7	8
DRT24D16-U-PL	1031.55	1060.39	1090.09	1120.19	1149.87	1178.73	1208.84	1239.36

Bora

Occasional Table Collection

All prices are in US dollars (USD).



DRT24D20-U-PL

DESCRIPTION –

Drum Table, plinth base
24" x 20"



DIMENSIONS –

Width 24
Height 20
COM Yard 2.25
Cubic Feet 7
Ship Weight 60

OPTIONS –

Moisture barrier +23.00
A/C receptacle with USB port +165.16



MODEL NO.	COM/1	2	3	4	5	6	7	8
DRT24D20-U-PL	1092.59	1126.46	1160.75	1195.87	1230.16	1264.03	1299.15	1334.69

DRT30D16-U-PL

DESCRIPTION –

Drum Table, plinth base
30" x 16"



DIMENSIONS –

Width 30
Height 16
COM Yard 2.75
Cubic Feet 8
Ship Weight 85

OPTIONS –

Moisture barrier +18.82
A/C receptacle with USB port +165.16



MODEL NO.	COM/1	2	3	4	5	6	7	8
DRT30D16-U-PL	1154.06	1192.52	1231.42	1271.56	1310.44	1348.91	1389.47	1430.03

DRT30D20-U-PL

DESCRIPTION –

Drum Table, plinth base
30" x 20"



DIMENSIONS –

Width 30
Height 20
COM Yard 2.75
Cubic Feet 10
Ship Weight 90

OPTIONS –

Moisture barrier +29.27
A/C receptacle with USB port +165.16



MODEL NO.	COM/1	2	3	4	5	6	7	8
DRT30D20-U-PL	1214.69	1258.59	1302.50	1346.40	1390.72	1434.21	1478.12	1522.44

Bora

Occasional Table Collection

All prices are in US dollars (USD).



DRT36D16-U-PL

DESCRIPTION –

Drum Table, plinth base
36" x 16"



DIMENSIONS –

Width 36
Height 16
COM Yard 2.75
Cubic Feet 12
Ship Weight 115

OPTIONS –

Moisture barrier +29.27
A/C receptacle with USB port +165.16



LOCATED
SIDE FRONT



POWER WITH
2 USB PORTS

MODEL NO.	COM/1	2	3	4	5	6	7	8
DRT36D16-U-PL	1299.57	1348.91	1398.25	1447.59	1496.93	1546.27	1595.61	1644.53

DRT36D20-U-PL

DESCRIPTION –

Drum Table, plinth base
36" x 20"



DIMENSIONS –

Width 36
Height 20
COM Yard 2.75
Cubic Feet 15
Ship Weight 118

OPTIONS –

Moisture barrier +35.54
A/C receptacle with USB port +165.16



LOCATED
SIDE FRONT



POWER WITH
2 USB PORTS

MODEL NO.	COM/1	2	3	4	5	6	7	8
DRT36D20-U-PL	1384.87	1439.22	1494.42	1548.78	1603.13	1658.33	1713.11	1768.30

DRT42D16-U-PL

DESCRIPTION –

Drum Table, plinth base
42" x 16"



DIMENSIONS –

Width 42
Height 16
COM Yard 3.25
Cubic Feet 16
Ship Weight 150

OPTIONS –

Moisture barrier +31.36
A/C receptacle with USB port +165.16



LOCATED
SIDE FRONT



POWER WITH
2 USB PORTS

MODEL NO.	COM/1	2	3	4	5	6	7	8
DRT42D16-U-PL	1470.59	1529.96	1590.18	1649.96	1710.18	1769.97	1829.76	1890.40

Bora

Occasional Table Collection

All prices are in US dollars (USD).



DRT20D16-U-S

DESCRIPTION –

Drum Table
With solid surface top
20" x 16"



DIMENSIONS –

Width 20
Height 16
COM Yard 2
Cubic Feet 4
Ship Weight 19

OPTIONS –

Moisture barrier +16.73
A/C receptacle with USB port +165.16



MODEL NO.	COM/1	2	3	4	5	6	7	8
DRT20D16-U-S	787.77	807.84	827.50	847.98	867.64	887.71	907.78	927.85

DRT20D20-U-S

DESCRIPTION –

Drum Table
With solid surface top
20" x 20"



DIMENSIONS –

Width 20
Height 20
COM Yard 2
Cubic Feet 5
Ship Weight 23

OPTIONS –

Moisture barrier +16.73
A/C receptacle with USB port +165.16



MODEL NO.	COM/1	2	3	4	5	6	7	8
DRT20D20-U-S	813.28	837.94	862.62	887.28	912.37	936.62	961.71	986.39

DRT24D16-U-S

DESCRIPTION –

Drum Table
With solid surface top
24" x 16"



DIMENSIONS –

Width 24
Height 16
COM Yard 2.5
Cubic Feet 5
Ship Weight 26

OPTIONS –

Moisture barrier +18.82
A/C receptacle with USB port +165.16




MODEL NO.	COM/1	2	3	4	5	6	7	8
DRT24D16-U-S	859.27	888.96	918.23	947.50	977.19	1006.87	1036.56	1066.25

Bora

Occasional Table Collection

All prices are in US dollars (USD).



DRT24D20-U-S

DESCRIPTION –

Drum Table
With solid surface top
24" x 20"



DIMENSIONS –

Width 24
Height 20
COM Yard 2.25
Cubic Feet 7
Ship Weight 30

OPTIONS –

Moisture barrier +23.00
A/C receptacle with USB port +165.16



MODEL NO.	COM/1	2	3	4	5	6	7	8
DRT24D20-U-S	885.20	919.49	952.94	987.22	1021.92	1056.21	1090.92	1125.62

DRT30D16-U-S

DESCRIPTION –

Drum Table
With solid surface top
30" x 16"




DIMENSIONS –

Width 30
Height 16
COM Yard 2.75
Cubic Feet 8
Ship Weight 35

OPTIONS –

Moisture barrier +18.82
A/C receptacle with USB port +165.16



MODEL NO.	COM/1	2	3	4	5	6	7	8
DRT30D16-U-S	931.61	970.50	1008.97	1047.85	1087.58	1125.62	1166.19	1205.90

DRT30D20-U-S

DESCRIPTION –

Drum Table, solid surface top
With solid surface top
30" x 20"




DIMENSIONS –

Width 30
Height 20
COM Yard 2.75
Cubic Feet 10
Ship Weight 41

OPTIONS –

Moisture barrier +29.27
A/C receptacle with USB port +165.16




MODEL NO.	COM/1	2	3	4	5	6	7	8
DRT30D20-U-S	955.86	1000.18	1043.67	1087.58	1131.90	1174.96	1218.87	1263.19

Bora

Occasional Table Collection

All prices are in US dollars (USD).



DRT36D16-U-S

DESCRIPTION –

Drum Table
With solid surface top
36" x 16"




DIMENSIONS –

Width 36
Height 16
COM Yard 1.75
Cubic Feet 12
Ship Weight 43

OPTIONS –

Moisture barrier +29.27
A/C receptacle with USB port +165.16



MODEL NO.	COM/1	2	3	4	5	6	7	8
DRT36D16-U-S	1072.52	1121.86	1169.94	1219.28	1269.05	1318.39	1367.73	1417.07

DRT36D20-U-S

DESCRIPTION –

Drum Table
With solid surface top
36" x 20"




DIMENSIONS –

Width 36
Height 20
COM Yard 1.75
Cubic Feet 15
Ship Weight 47

OPTIONS –

Moisture barrier +35.54
A/C receptacle with USB port +165.16



MODEL NO.	COM/1	2	3	4	5	6	7	8
DRT36D20-U-S	1120.60	1175.80	1229.74	1284.10	1338.87	1393.65	1448.42	1503.20

DRT42D16-U-S

DESCRIPTION –

Drum Table
With solid surface top
42" x 16"




DIMENSIONS –

Width 42
Height 16
COM Yard 2
Cubic Feet 16
Ship Weight 55

OPTIONS –

Moisture barrier +31.36
A/C receptacle with USB port +165.16



MODEL NO.	COM/1	2	3	4	5	6	7	8
DRT42D16-U-S	1203.40	1263.19	1323.41	1383.19	1443.41	1502.78	1562.99	1623.20

Bora

Occasional Table Collection

All prices are in US dollars (USD).

DRT20D16-U-PL-S

DESCRIPTION -

Drum Table, plinth base
 With solid surface top
 20" x 16"



DIMENSIONS -

Width 20
 Height 16
 COM Yard 2
 Cubic Feet 4
 Ship Weight 41

OPTIONS -

Moisture barrier +16.73
 A/C receptacle with USB port +165.16




LOCATED TOP REAR



POWER WITH 2 USB PORTS


MODEL NO.	COM/1	2	3	4	5	6	7	8
DRT20D16-U-PL-S	1008.13	1027.78	1047.85	1067.51	1087.58	1107.65	1127.72	1147.79



Bora

Occasional Table Collection

All prices are in US dollars (USD).



DRT24D20-U-PL-S

DESCRIPTION –

Drum Table, plinth base

With solid surface top

24" x 20"



DIMENSIONS –

Width 24

Height 20

COM Yard 2.25

Cubic Feet 7

Ship Weight 60

OPTIONS –

Moisture barrier +23.00

A/C receptacle with USB port +165.16



LOCATED
TOP REAR



POWER WITH
2 USB PORTS

MODEL NO.	COM/1	2	3	4	5	6	7	8
DRT24D20-U-PL-S	1212.59	1246.05	1280.33	1315.88	1349.74	1383.62	1418.74	1454.28

DRT30D16-U-PL-S

DESCRIPTION –

Drum Table, plinth base

With solid surface top

30" x 16"



DIMENSIONS –

Width 30

Height 16

COM Yard 2.75

Cubic Feet 8

Ship Weight 85

OPTIONS –

Moisture barrier +18.82

A/C receptacle with USB port +165.16



LOCATED
TOP CENTER



POWER WITH
2 USB PORTS

MODEL NO.	COM/1	2	3	4	5	6	7	8
DRT30D16-U-PL-S	1294.97	1333.44	1371.91	1412.46	1451.36	1489.40	1530.38	1570.94

DRT30D20-U-PL-S

DESCRIPTION –

Drum Table, plinth base

With solid surface top

30" x 20"



DIMENSIONS –

Width 30

Height 20

COM Yard 2.75

Cubic Feet 10

Ship Weight 90

OPTIONS –

Moisture barrier +29.27

A/C receptacle with USB port +165.16



LOCATED
TOP CENTER



POWER WITH
2 USB PORTS

MODEL NO.	COM/1	2	3	4	5	6	7	8
DRT30D20-U-PL-S	1355.18	1399.51	1442.99	1487.31	1531.21	1575.12	1619.02	1663.35

Bora

Occasional Table Collection

All prices are in US dollars (USD).



DRT36D16-U-PL-S

DESCRIPTION –

Drum Table, plinth base
With solid surface top
36" x 16"




DIMENSIONS –

Width 36
Height 16
COM Yard 1.75
Cubic Feet 12
Ship Weight 115

OPTIONS –

Moisture barrier +29.27
A/C receptacle with USB port +165.16



MODEL NO.	COM/1	2	3	4	5	6	7	8
DRT36D16-U-PL-S	1508.22	1557.14	1606.48	1655.82	1705.16	1754.50	1803.84	1852.77

DRT36D20-U-PL-S

DESCRIPTION –

Drum Table, plinth base
With solid surface top
36" x 20"



DIMENSIONS –

Width 36
Height 20
COM Yard 1.75
Cubic Feet 15
Ship Weight 118

OPTIONS –

Moisture barrier +35.54
A/C receptacle with USB port +165.16



MODEL NO.	COM/1	2	3	4	5	6	7	8
DRT36D20-U-PL-S	1593.10	1647.46	1702.65	1757.43	1811.79	1866.56	1921.75	1976.53

DRT42D16-U-PL-S

DESCRIPTION –

Drum Table, plinth base
With solid surface top
42" x 16"




DIMENSIONS –

Width 42
Height 16
COM Yard 2
Cubic Feet 16
Ship Weight 150

OPTIONS –

Moisture barrier +31.36
A/C receptacle with USB port +165.16



MODEL NO.	COM/1	2	3	4	5	6	7	8
DRT42D16-U-PL-S	1713.11	1772.90	1833.11	1892.48	1952.70	2012.07	2072.71	2132.92

Resilia

Occasional Table Collection

When ordering Resilia Drum Tables, please specify the following information:

Nightingale
Awards



Resilia



METAL BASE FINISH

MODEL

METAL BASE

NUMBER -

FINISH -

REDT20D-SS

GM Gunmetal

MB Metallic Beige

SB Smooth Black


SS Smooth Silver

TB Textured Black

TN Textured Nickel

Resilia

Occasional Table Collection



REDT20D16

DESCRIPTION –

Drum Table, round




DIMENSIONS –

Width 20
 Height 16
 Cubic Feet 4
 Ship Weight 77

OPTIONS –

A/C receptacle with USB port +165.16

LOCATED TOP REAR POWER WITH 2 USB PORTS

MODEL NO.	PRICE
REDT20D16	USD \$ 955.45

REDT20D20

DESCRIPTION –

Drum Table, round



DIMENSIONS –

Width 20
 Height 20
 Cubic Feet 5
 Ship Weight 83

OPTIONS –

A/C receptacle with USB port +165.16




LOCATED TOP REAR POWER WITH 2 USB PORTS

MODEL NO.	PRICE
REDT20D20	USD \$ 1100.12

REDT24D16

DESCRIPTION –

Drum Table, round



DIMENSIONS –

Width 24
 Height 16
 Cubic Feet 5
 Ship Weight 87

OPTIONS –

A/C receptacle with USB port +165.16




LOCATED TOP REAR POWER WITH 2 USB PORTS

MODEL NO.	PRICE
REDT24D16	USD \$ 1065.41

REDT24D20

DESCRIPTION –

Drum Table, round



DIMENSIONS –

Width 24
 Height 20
 Cubic Feet 7
 Ship Weight 93

OPTIONS –

A/C receptacle with USB port +165.16





LOCATED TOP REAR POWER WITH 2 USB PORTS

MODEL NO.	PRICE
REDT24D20	USD \$ 1307.09

Resilia

Occasional Table Collection



REDT30D16

DESCRIPTION –

Drum Table, round



DIMENSIONS –

Width 30
 Height 16
 Cubic Feet 7
 Ship Weight 102

OPTIONS –

A/C receptacle with USB port +165.16



LOCATED
TOP CENTER



POWER WITH
2 USB PORTS

MODEL NO.	PRICE
REDT30D16	USD \$ 1844.40

REDT30D20

DESCRIPTION –

Drum Table, round



DIMENSIONS –

Width 30
 Height 20
 Cubic Feet 9
 Ship Weight 106

OPTIONS –

A/C receptacle with USB port +165.16



LOCATED
TOP CENTER



POWER WITH
2 USB PORTS

MODEL NO.	PRICE
REDT30D20	USD \$ 1884.12

REDT36D16

DESCRIPTION –

Drum Table, round



DIMENSIONS –

Width 36
 Height 16
 Cubic Feet 10
 Ship Weight 144

OPTIONS –

A/C receptacle with USB port +165.16



LOCATED
TOP CENTER



POWER WITH
2 USB PORTS

MODEL NO.	PRICE
REDT36D16	USD \$ 2163.44

REDT36D20

DESCRIPTION –

Drum Table, round



DIMENSIONS –

Width 36
 Height 20
 Cubic Feet 12
 Ship Weight 149

OPTIONS –

A/C receptacle with USB port +165.16



LOCATED
TOP CENTER



POWER WITH
2 USB PORTS

MODEL NO.	PRICE
REDT36D20	USD \$ 2204.41

Resilia

Occasional Table Collection

REDT24OV16

DESCRIPTION –

Drum Table, oval



DIMENSIONS –

Width 24
Depth 18
Height 16
Cubic Feet 7
Ship Weight 50

OPTIONS –

A/C receptacle with USB port +165.16



LOCATED
TOP REAR



POWER WITH
2 USB PORTS

MODEL NO.

PRICE

REDT24OV16 USD \$ 1629.06

REDT24OV20

DESCRIPTION –

Drum Table, oval



DIMENSIONS –

Width 24
Depth 18
Height 20
Cubic Feet 3
Ship Weight 53

OPTIONS –

A/C receptacle with USB port +165.16



LOCATED
TOP REAR

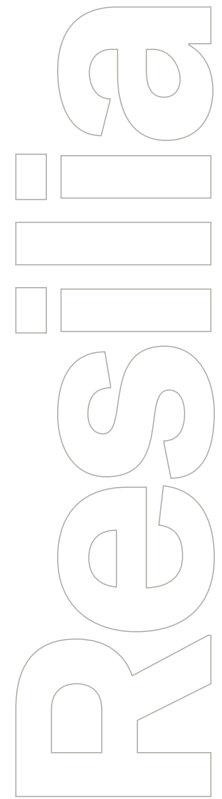


POWER WITH
2 USB PORTS

MODEL NO.

PRICE

REDT24OV20 USD \$ 1649.96



Pavilion

Occasional Table Collection

When ordering this product, specification codes must be added to unit Model Number, as shown below.

NOTE: Additional options must be specified separately.

MARMOLEUM
FINISH -



MODEL
NUMBER -

PAT-20D-18-H-PL-S

Pavilion

Pavilion

Occasional Table Collection

U
O
I
I
V
B
P

PAT-20D-16-H-S

DESCRIPTION –

Drum Table
20" x 16.5"



DIMENSIONS –

Width 20
Depth 20
Height 16.5
Cubic Feet 4
Ship Weight 42

OPTIONS –

A/C receptacle with USB port +165.16



LOCATED
TOP REAR



POWER WITH
2 USB PORTS

MODEL NO.

PRICE

PAT-20D-16-H-S	Drum Table	USD \$	1029.45
-----------------------	------------	--------	---------

PAT-24D-16-H-S

DESCRIPTION –

Drum Table
24" x 16.5"



DIMENSIONS –

Width 24
Depth 24
Height 16.5
Cubic Feet 5
Ship Weight 61

OPTIONS –

A/C receptacle with USB port +165.16



LOCATED
TOP REAR



POWER WITH
2 USB PORTS

MODEL NO.

PRICE

PAT-24D-16-H-S	Drum Table	USD \$	1083.81
-----------------------	------------	--------	---------

PAT-30D-16-H-S

DESCRIPTION –

Drum Table
30" x 16.5"



DIMENSIONS –

Width 30
Depth 30
Height 16.5
Cubic Feet 9
Ship Weight 94

OPTIONS –

A/C receptacle with USB port +165.16



LOCATED
TOP CENTER



POWER WITH
2 USB PORTS

MODEL NO.

PRICE

PAT-30D-16-H-S	Drum Table	USD \$	2074.38
-----------------------	------------	--------	---------

Pavilion

Occasional Table Collection

U
O
I
I
V
B
P

PAT-20D-20-H-S

DESCRIPTION –

Drum Table
20" x 20.5"



DIMENSIONS –

Width 20
Depth 20
Height 20.5
Cubic Feet 5
Ship Weight 45

OPTIONS –

A/C receptacle with USB port +165.16



LOCATED
TOP REAR



POWER WITH
2 USB PORTS

MODEL NO.

PRICE

PAT-20D-20-H-S	Drum Table	USD \$	1232.25
-----------------------	------------	--------	---------

PAT-24D-20-H-S

DESCRIPTION –

Drum Table
24" x 20.5"



DIMENSIONS –

Width 24
Depth 24
Height 20.5
Cubic Feet 7
Ship Weight 62

OPTIONS –

A/C receptacle with USB port +165.16



LOCATED
TOP REAR



POWER WITH
2 USB PORTS

MODEL NO.

PRICE

PAT-24D-20-H-S	Drum Table	USD \$	1422.09
-----------------------	------------	--------	---------

PAT-30D-20-H-S

DESCRIPTION –

Drum Table
30" x 20.5"



DIMENSIONS –

Width 30
Depth 30
Height 20.5
Cubic Feet 10
Ship Weight 96

OPTIONS –

A/C receptacle with USB port +165.16



LOCATED
TOP CENTER



POWER WITH
2 USB PORTS

MODEL NO.

PRICE

PAT-30D-20-H-S	Drum Table	USD \$	2129.57
-----------------------	------------	--------	---------

Pavilion

Occasional Table Collection

U
 O
 I
 I
 V
 A
 P

PAT-20D-18-H-PL-S

DESCRIPTION –

Drum Table, plinth base
20" x 18.5"



DIMENSIONS –

Width 20
Depth 20
Height 18.5
Cubic Feet 4
Ship Weight 47

OPTIONS –

A/C receptacle with USB port +165.16



LOCATED
TOP REAR



POWER WITH
2 USB PORTS

MODEL NO.

PRICE

PAT-20D-18-H-PL-S	Drum Table, plinth base	USD \$	1338.04
--------------------------	-------------------------	--------	---------

PAT-24D-18-H-PL-S

DESCRIPTION –

Drum Table, plinth base
24" x 18.5"



DIMENSIONS –

Width 24
Depth 24
Height 18.5
Cubic Feet 6
Ship Weight 68

OPTIONS –

A/C receptacle with USB port +165.16



LOCATED
TOP REAR



POWER WITH
2 USB PORTS

MODEL NO.

PRICE

PAT-24D-18-H-PL-S	Drum Table, plinth base	USD \$	1491.91
--------------------------	-------------------------	--------	---------

PAT-30D-18-H-PL-S

DESCRIPTION –

Drum Table, plinth base
30" x 18.5"



DIMENSIONS –

Width 30
Depth 30
Height 18.5
Cubic Feet 9
Ship Weight 108

OPTIONS –

A/C receptacle with USB port +165.16



LOCATED
TOP CENTER



POWER WITH
2 USB PORTS

MODEL NO.

PRICE

PAT-30D-18-H-PL-S	Drum Table, plinth base	USD \$	2581.99
--------------------------	-------------------------	--------	---------

Pavilion

Occasional Table Collection

U
 O
 I
 I
 V
 A
 P

PAT-20D-22-H-PL-S

DESCRIPTION –

Drum Table, plinth base
20" x 22.5"



DIMENSIONS –

Width 20
Depth 20
Height 22.5
Cubic Feet 5
Ship Weight 48

OPTIONS –

A/C receptacle with USB port +165.16



LOCATED
TOP REAR



POWER WITH
2 USB PORTS

MODEL NO.

PRICE

PAT-20D-22-H-PL-S	Drum Table, plinth base	USD \$	1540.00
--------------------------	-------------------------	--------	---------

PAT-24D-22-H-PL-S

DESCRIPTION –

Drum Table, plinth base
24" x 22.5"



DIMENSIONS –

Width 24
Depth 24
Height 22.5
Cubic Feet 7
Ship Weight 69

OPTIONS –

A/C receptacle with USB port +165.16



LOCATED
TOP REAR



POWER WITH
2 USB PORTS

MODEL NO.

PRICE

PAT-24D-22-H-PL-S	Drum Table, plinth base	USD \$	1830.19
--------------------------	-------------------------	--------	---------

PAT-30D-22-H-PL-S

DESCRIPTION –

Drum Table, plinth base
30" x 22.5"



DIMENSIONS –

Width 30
Depth 30
Height 22.5
Cubic Feet 11
Ship Weight 109

OPTIONS –

A/C receptacle with USB port +165.16



LOCATED
TOP CENTER



POWER WITH
2 USB PORTS

MODEL NO.

PRICE

PAT-30D-22-H-PL-S	Drum Table, plinth base	USD \$	2637.60
--------------------------	-------------------------	--------	---------

Capri

Occasional Table Collection

When ordering this product, specification codes must be added to unit Model Number, as shown below.

NOTE: Additional options must be specified separately.

Capri

LAMINATE
FINISH -



MODEL
NUMBER -

LAMINATE
FINISH -

CAT-20-D-18-H-PL-S -DV

- AR Aria
- CL Candlelight
- CN Chestnut
- CH Chocolate
- DV Dolce Vita
- GR Grenada
- HM Hard Rock Maple
- HA Havana
- PA Palomino
- PE Pebble
- SA Sand
- WC White Chocolate

Capri

Occasional Table Collection



CAT-20D-16-H

DESCRIPTION –

Drum Table
20" x 16"



DIMENSIONS –

Width 20
Depth 20
Height 16
Cubic Feet 4
Ship Weight 33

OPTIONS –

A/C receptacle with USB port +165.16



LOCATED TOP REAR



POWER WITH 2 USB PORTS

MODEL NO.		PRICE
CAT-20D-16-H	Drum Table	USD \$ 964.22

CAT-24D-16-H

DESCRIPTION –

Drum Table
24" x 16"



DIMENSIONS –

Width 24
Depth 24
Height 16
Cubic Feet 5
Ship Weight 45

OPTIONS –

A/C receptacle with USB port +165.16



LOCATED TOP REAR



POWER WITH 2 USB PORTS

MODEL NO.		PRICE
CAT-24D-16-H	Drum Table	USD \$ 1035.73

CAT-30D-16-H

DESCRIPTION –

Drum Table
30" x 16"



DIMENSIONS –

Width 30
Depth 30
Height 16
Cubic Feet 9
Ship Weight 66

OPTIONS –

A/C receptacle with USB port +165.16



LOCATED TOP CENTER



POWER WITH 2 USB PORTS

MODEL NO.		PRICE
CAT-30D-16-H	Drum Table	USD \$ 1107.22

Capri

Occasional Table Collection

Capri

CAT-20D-20-H

DESCRIPTION –

Drum Table
20" x 20"



DIMENSIONS –

Width 20
Depth 20
Height 20
Cubic Feet 5
Ship Weight 34

OPTIONS –

A/C receptacle with USB port +165.16



LOCATED
TOP REAR



POWER WITH
2 USB PORTS

MODEL NO.

PRICE

MODEL NO.		PRICE
CAT-20D-20-H	Drum Table	USD \$ 1000.18

CAT-24D-20-H

DESCRIPTION –

Drum Table
24" x 20"



DIMENSIONS –

Width 24
Depth 24
Height 20
Cubic Feet 7
Ship Weight 46

OPTIONS –

A/C receptacle with USB port +165.16



LOCATED
TOP REAR



POWER WITH
2 USB PORTS

MODEL NO.

PRICE

MODEL NO.		PRICE
CAT-24D-20-H	Drum Table	USD \$ 1071.26

CAT-30D-20-H

DESCRIPTION –

Drum Table
30" x 20"



DIMENSIONS –

Width 30
Depth 30
Height 20
Cubic Feet 10
Ship Weight 72

OPTIONS –

A/C receptacle with USB port +165.16



LOCATED
TOP CENTER



POWER WITH
2 USB PORTS


MODEL NO.

PRICE

MODEL NO.		PRICE
CAT-30D-20-H	Drum Table	USD \$ 1141.51

Capri

Occasional Table Collection



CAT-20D-18-H-PL

DESCRIPTION –

Drum Table, plinth base
20" x 18"



DIMENSIONS –

Width 20

Depth 20

Height 18

Cubic Feet 4

Ship Weight 36

OPTIONS –

A/C receptacle with USB port +165.16



LOCATED
TOP REAR



POWER WITH
2 USB PORTS

MODEL NO.

PRICE

MODEL NO.		PRICE
CAT-20D-18-H-PL	Drum Table, plinth base	USD \$ 1272.81

CAT-24D-18-H-PL

DESCRIPTION –

Drum Table, plinth base
24" x 18"



DIMENSIONS –

Width 24

Depth 24

Height 18

Cubic Feet 6

Ship Weight 52

OPTIONS –

A/C receptacle with USB port +165.16



LOCATED
TOP REAR



POWER WITH
2 USB PORTS

MODEL NO.

PRICE

MODEL NO.		PRICE
CAT-24D-18-H-PL	Drum Table, plinth base	USD \$ 1443.83

CAT-30D-18-H-PL

DESCRIPTION –

Drum Table, plinth base
30" x 18"



DIMENSIONS –

Width 30

Depth 30

Height 18

Cubic Feet 9

Ship Weight 84

OPTIONS –

A/C receptacle with USB port +165.16



LOCATED
TOP CENTER



POWER WITH
2 USB PORTS

MODEL NO.

PRICE

MODEL NO.		PRICE
CAT-30D-18-H-PL	Drum Table, plinth base	USD \$ 1615.26

Capri

Occasional Table Collection

Capri

CAT-20D-22-H-PL

DESCRIPTION –

Drum Table, plinth base
20" x 22"



DIMENSIONS –

Width 20
Depth 20
Height 22
Cubic Feet 5
Ship Weight 37

OPTIONS –

A/C receptacle with USB port +165.16



LOCATED
TOP REAR



POWER WITH
2 USB PORTS

MODEL NO.

PRICE

CAT-20D-22-H-PL	Drum Table, plinth base	USD \$	1358.11
------------------------	-------------------------	--------	---------

CAT-24D-22-H-PL

DESCRIPTION –

Drum Table, plinth base
24" x 22"



DIMENSIONS –

Width 24
Depth 24
Height 22
Cubic Feet 7
Ship Weight 53

OPTIONS –

A/C receptacle with USB port +165.16



LOCATED
TOP REAR



POWER WITH
2 USB PORTS

MODEL NO.

PRICE

CAT-24D-22-H-PL	Drum Table, plinth base	USD \$	1529.54
------------------------	-------------------------	--------	---------

CAT-30D-22-H-PL

DESCRIPTION –

Drum Table, plinth base
30" x 22"



DIMENSIONS –

Width 30
Depth 30
Height 22
Cubic Feet 11
Ship Weight 85

OPTIONS –

A/C receptacle with USB port +165.16



LOCATED
TOP CENTER



POWER WITH
2 USB PORTS


MODEL NO.

PRICE

CAT-30D-22-H-PL	Drum Table, plinth base	USD \$	1700.14
------------------------	-------------------------	--------	---------

Capri

Occasional Table Collection



CAT-20D-16-H-S

DESCRIPTION –

Drum Table, solid surface top
20" x 16.5"



DIMENSIONS –

Width 20

Depth 20

Height 16.5

Cubic Feet 4

Ship Weight 42

OPTIONS –

A/C receptacle with USB port +165.16



LOCATED
TOP REAR



POWER WITH
2 USB PORTS

MODEL NO.

PRICE

MODEL NO.	DESCRIPTION	CURRENCY	PRICE
CAT-20D-16-H-S	Drum Table, solid surface top	USD \$	1089.66

CAT-24D-16-H-S

DESCRIPTION –

Drum Table, solid surface top
24" x 16.5"



DIMENSIONS –

Width 24

Depth 24

Height 16.5

Cubic Feet 5

Ship Weight 58

OPTIONS –

A/C receptacle with USB port +165.16



LOCATED
TOP REAR



POWER WITH
2 USB PORTS

MODEL NO.

PRICE

MODEL NO.	DESCRIPTION	CURRENCY	PRICE
CAT-24D-16-H-S	Drum Table, solid surface top	USD \$	1173.71

CAT-30D-16-H-S

DESCRIPTION –

Drum Table, solid surface top
30" x 16.5"



DIMENSIONS –

Width 30

Depth 30

Height 16.5

Cubic Feet 9

Ship Weight 90

OPTIONS –

A/C receptacle with USB port +165.16



LOCATED
TOP CENTER



POWER WITH
2 USB PORTS


MODEL NO.

PRICE

MODEL NO.	DESCRIPTION	CURRENCY	PRICE
CAT-30D-16-H-S	Drum Table, solid surface top	USD \$	1304.17

Capri

Occasional Table Collection



CAT-20D-20-H-S

DESCRIPTION –

Drum Table
20" x 20.5"



DIMENSIONS –

Width 20
Depth 20
Height 20.5
Cubic Feet 5
Ship Weight 43

OPTIONS –

A/C receptacle with USB port +165.16



LOCATED
TOP REAR



POWER WITH
2 USB PORTS

MODEL NO.

PRICE

MODEL NO.	DESCRIPTION	CURRENCY	PRICE
CAT-20D-20-H-S	Drum Table, solid surface top	USD \$	1138.17

CAT-24D-20-H-S

DESCRIPTION –

Drum Table
24" x 20.5"



DIMENSIONS –

Width 24
Depth 24
Height 20.5
Cubic Feet 7
Ship Weight 59

OPTIONS –

A/C receptacle with USB port +165.16



LOCATED
TOP REAR



POWER WITH
2 USB PORTS

MODEL NO.

PRICE

MODEL NO.	DESCRIPTION	CURRENCY	PRICE
CAT-24D-20-H-S	Drum Table, solid surface top	USD \$	1238.94

CAT-30D-20-H-S

DESCRIPTION –

Drum Table
30" x 20.5"



DIMENSIONS –

Width 30
Depth 30
Height 20.5
Cubic Feet 10
Ship Weight 92

OPTIONS –

A/C receptacle with USB port +165.16



LOCATED
TOP CENTER



POWER WITH
2 USB PORTS

MODEL NO.

PRICE

MODEL NO.	DESCRIPTION	CURRENCY	PRICE
CAT-30D-20-H-S	Drum Table, solid surface top	USD \$	1338.46

Capri

Occasional Table Collection

Capri

CAT-20D-18-H-PL-S

DESCRIPTION –

Drum Table, plinth base
20" x 18.5"



DIMENSIONS –

Width 20
Depth 20
Height 18.5
Cubic Feet 4
Ship Weight 45

OPTIONS –

A/C receptacle with USB port +165.16



LOCATED
TOP REAR



POWER WITH
2 USB PORTS

MODEL NO.

PRICE

CAT-20D-18-H-PL-S Drum Table, plinth base, solid surface top USD \$ 1397.83

CAT-24D-18-H-PL-S

DESCRIPTION –

Drum Table, plinth base
24" x 18.5"



DIMENSIONS –

Width 24
Depth 24
Height 18.5
Cubic Feet 6
Ship Weight 65

OPTIONS –

A/C receptacle with USB port +165.16



LOCATED
TOP REAR



POWER WITH
2 USB PORTS

MODEL NO.

PRICE

CAT-24D-18-H-PL-S Drum Table, plinth base, solid surface top USD \$ 1603.97

CAT-30D-18-H-PL-S

DESCRIPTION –

Drum Table, plinth base
30" x 18.5"



DIMENSIONS –

Width 30
Depth 30
Height 18.5
Cubic Feet 9
Ship Weight 104

OPTIONS –

A/C receptacle with USB port +165.16



LOCATED
TOP CENTER



POWER WITH
2 USB PORTS

MODEL NO.

PRICE

CAT-30D-18-H-PL-S Drum Table, plinth base, solid surface top USD \$ 1804.68

Capri

Occasional Table Collection

Capri

CAT-20D-22-H-PL-S

DESCRIPTION –

Drum Table, plinth base
20" x 22.5"



DIMENSIONS –

Width 20
Depth 20
Height 22.5
Cubic Feet 5
Ship Weight 46

OPTIONS –

A/C receptacle with USB port +165.16



LOCATED
TOP REAR



POWER WITH
2
USB PORTS

MODEL NO.

PRICE

CAT-20D-22-H-PL-S Drum Table, plinth base, solid surface top USD \$ 1483.97

CAT-24D-22-H-PL-S

DESCRIPTION –

Drum Table, plinth base
24" x 22.5"



DIMENSIONS –

Width 24
Depth 24
Height 22.5
Cubic Feet 7
Ship Weight 66

OPTIONS –

A/C receptacle with USB port +165.16



LOCATED
TOP REAR



POWER WITH
2
USB PORTS

MODEL NO.

PRICE

CAT-24D-22-H-PL-S Drum Table, plinth base, solid surface top USD \$ 1689.69

CAT-30D-22-H-PL-S

DESCRIPTION –

Drum Table, plinth base
30" x 22.5"



DIMENSIONS –

Width 30
Depth 30
Height 22.5
Cubic Feet 11
Ship Weight 105

OPTIONS –

A/C receptacle with USB port +165.16



LOCATED
TOP CENTER



POWER WITH
2
USB PORTS

MODEL NO.

PRICE


CAT-30D-22-H-PL-S Drum Table, plinth base, solid surface top USD \$ 1889.14

Iris

Occasional Table Collection

When ordering this product, specification codes must be added to unit Model Number, as shown below.

NOTE: Additional options must be specified separately.



FRAME FINISH -

STANCE MODEL
NUMBER -

FRAME
FINISH -

IRTR-20D-16-SS

GM Gunmetal

MB Metallic Beige

SB Smooth Black


SS Smooth Silver

TB Textured Black

TN Textured Nickel

Iris

Occasional Table Collection



IRTR-20D-16

DESCRIPTION –

End Table, round



DIMENSIONS –

Width 19.75

Depth 19.75

Height 16

Cubic Feet 5

Ship Weight, solid surface 43

Ship Weight, thermofoil 38

IRTR-20D-16-S	Corian® Solid Surface top	USD \$	956.70
IRTR-20D-16-T	Thermofoil Top	USD \$	490.06

IRTR-20D-20

DESCRIPTION –

End Table, round



DIMENSIONS –

Width 19.75

Depth 19.75

Height 20

Cubic Feet 6

Ship Weight, solid surface 44

Ship Weight, thermofoil 39

IRTR-20D-20-S	Corian® Solid Surface top	USD \$	962.70
IRTR-20D-20-T	Thermofoil Top	USD \$	496.33

IRTR-24D-16

DESCRIPTION –

End Table, round



DIMENSIONS –

Width 23.75

Depth 23.75

Height 16

Cubic Feet 6


Ship Weight, solid surface 47

Ship Weight, thermofoil 41

IRTR-24D-16-S	Corian® Solid Surface top	USD \$	997.67
IRTR-24D-16-T	Thermofoil Top	USD \$	501.35

Iris

Occasional Table Collection



IRTR-24D-20

DESCRIPTION –

End Table, round



DIMENSIONS –

Width 23.75

Depth 23.75

Height 20

Cubic Feet 8

Ship Weight, solid surface 48

Ship Weight, thermofoil 42

IRTR-24D-20-S	Corian® Solid Surface top	USD \$	1003.11
IRTR-24D-20-T	Thermofoil Top	USD \$	508.45

IRTR-30D-16

DESCRIPTION –

Coffee Table



DIMENSIONS –

Width 29.75

Depth 29.75

Height 16

Cubic Feet 10

Ship Weight, solid surface 62

Ship Weight, thermofoil 56

IRTR-30D-16-S	Corian® Solid Surface top	USD \$	1103.04
IRTR-30D-16-T	Thermofoil Top	USD \$	607.56

IRTS-2020-16

DESCRIPTION –

End Table, soft-square



DIMENSIONS –

Width 19.75

Depth 19.75

Height 16

Cubic Feet 5


Ship Weight, solid surface 47

Ship Weight, thermofoil 41

IRTR-2020-16-S	Corian® Solid Surface top	USD \$	977.19
IRTS-2020-16-T	Thermofoil Top	USD \$	518.91

Iris

Occasional Table Collection



IRTS-2020-20

DESCRIPTION –

End Table, soft-square



DIMENSIONS –

Width 19.75

Depth 19.75

Height 20

Cubic Feet 6

Ship Weight, solid surface 48

Ship Weight, thermofoil 42

IRTR-2020-20-S	Corian® Solid Surface top	USD \$	983.88
IRTS-2020-20-T	Thermofoil Top	USD \$	524.77

IRTS-2424-16

DESCRIPTION –

End Table, soft-square



DIMENSIONS –

Width 23.75

Depth 23.75

Height 16

Cubic Feet 6

Ship Weight, solid surface 51

Ship Weight, thermofoil 45

IRTR-2424-16-S	Corian® Solid Surface top	USD \$	1018.17
IRTS-2424-16-T	Thermofoil Top	USD \$	545.67

IRTS-2424-20

DESCRIPTION –

End Table, soft-square



DIMENSIONS –

Width 23.75

Depth 23.75

Height 20

Cubic Feet 8


Ship Weight, solid surface 52

Ship Weight, thermofoil 46

IRTR-2424-20-S	Corian® Solid Surface top	USD \$	1024.02
IRTS-2424-20-T	Thermofoil Top	USD \$	552.36

Iris

Occasional Table Collection



IRTS-3030-16

DESCRIPTION –

Coffee Table, soft-square



DIMENSIONS –

Width 29.75

Depth 29.75

Height 16

Cubic Feet 10


Ship Weight, solid surface 69

Ship Weight, thermofoil 62


IRTR-3030-16-S	Corian® Solid Surface top	USD \$	1156.56
IRTS-3030-16-T	Thermofoil Top	USD \$	674.87

Finishes

METAL FINISHES –



POLYURETHANE ARM CAP FINISHES –



WOOD / LAMINATE / THERMOFOIL FINISHES –




CORIAN® SOLID SURFACE FINISHES –



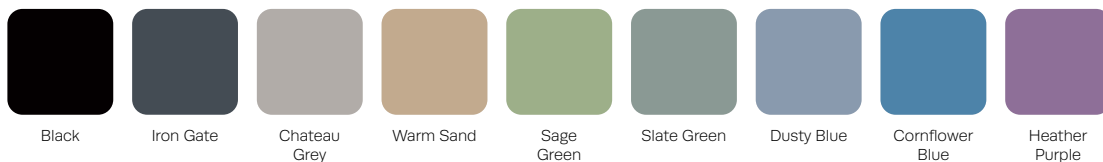
MARMOLEUM™ –



FRONTIER/FLO FINISHES –



POLYURETHANE NO-DRIP EDGE FINISHES –



General information

ORDERING PROCEDURES –

Please mail, fax or e-mail all purchase orders to:

Stance Healthcare Inc.
45 Goodrich Drive
Kitchener, Ontario, Canada N2C 0B8

Phone: 877-395-2623
Fax: 877-395-6270
e-mail: sales@stancehealthcare.com

All prices shown in this price book are list prices and are subject to change without notice.

All orders will be acknowledged via fax or email. Customer must check order acknowledgment for accuracy and notify Stance Healthcare of any discrepancies within 24 hours, otherwise acknowledgment constitutes a final agreement between Stance Healthcare Inc. and the customer.

Distribution of this price list does not in itself constitute an offer to sell. Orders may only be placed by authorized Stance Healthcare dealers only.

PAYMENT TERMS –

Payment terms are net 30 days. Pricing does not include state or provincial taxes. Payment by credit card will be considered on a per order basis. If invoice is not paid in full within 30 days, a late payment charge of 1% per month (12% per annum) will be applied on overdue invoices.

ORDER CANCELLATIONS –

After an order has been acknowledged and placed into production, cancellations cannot be accepted without the consent of Stance Healthcare Inc. In the case of an order cancellation, customer may be invoiced a cancellation fee of no less than 20% of the value of the customers Purchase Order. Additional "work in progress" fees may be invoiced as well. Cancellations must be made in writing to the factory.

RETURNS –

Product will be accepted for return only with an authorized written agreement. Product approved for return must be returned properly packaged in the original factory cartons. Return transportation charges must be prepaid by customer. In the case of returned goods customers will be invoiced a restocking fee equal to 20% of the value of the customers Purchase Order.

SHIPPING/FREIGHT –

All Stance Healthcare Inc. furniture products are carefully inspected and cartoned by trained personnel before they leave the factory. If freight appears damaged on receipt, please do not refuse the shipment. Please note that the delivering carrier will not accept responsibility for shortages or damages if these are not noted on the bill of lading. Claims for concealed damages must be made to Stance Healthcare Inc. head office within 10 days of delivery. Stance Healthcare will not be liable for concealed damages after 10 business days if cartons are not opened within that time.

STORAGE CHARGES –

Stance Healthcare Inc. reserves the right to apply a storage fee if customer does not accept shipment within 5 business days from the acknowledged ship date.

CUSTOMER'S OWN MATERIAL –

Customer supplied materials must be shipped prepaid to Stance Healthcare Inc. and must be accompanied by a NAFTA certificate of origin and a commercial invoice as required by Canada Customs. Commercial invoice must clearly indicate the description of the fabric, including the makeup or content, the selling price, and the country of origin. Please contact our customer service at 877-395-2623 should you have any questions related to Canada Customs requirements.

COM materials must be received at least two weeks prior to the acknowledged ship date in order to avoid any delays.

COM material must be clearly identified with the following information:

- Fabric name and color
- Customer name
- Purchase order number

Stance Healthcare Inc. reserves the right to refuse to use any COM materials that we feel will compromise the integrity of our products.

All COM's are cut "up the roll" unless otherwise specified by the customer. Stance Healthcare will not be responsible for incorrect application of COM materials, unless we have been provided with application instructions by the customer.